

JBC

www.jbctools.com

INSTRUCTION MANUAL



SB03CC


3cc Syringe Barrel

This manual corresponds to the following reference:

SB03CC

Packing List

The following items are included:



3cc Syringe Barrel 5 units


includes (5 units each):

Syringe Barrel Ref. 0029412

Seal Ref. 0029416

Cap Ref. 0029407

Syringe Adapter 1 unit

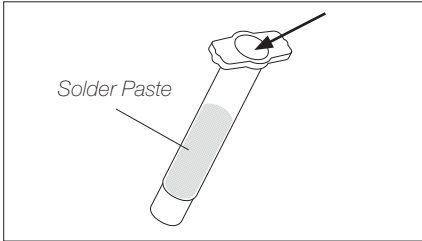


Manual 1 unit
Ref. 0027449

Operation

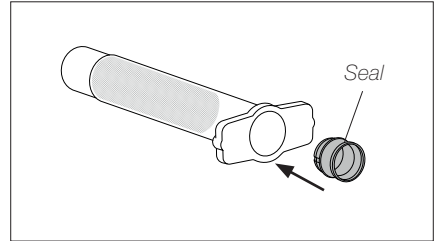
SB03CC is designed to be used with JBC's Manual Solder Paste Dispenser DPM*, with JBC's Needles ND-KS* and Tapered Tips ND-KP*.

1. Barrel Filling



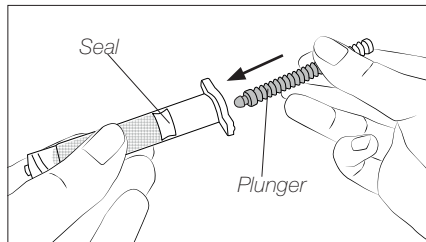
Fill in the syringe barrel with solder paste.

1. Seal Placement



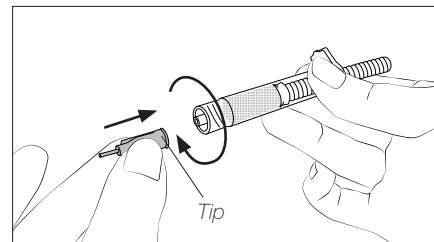
Take the barrel filled with solder paste and place the seal into the barrel.

2. Plunger Placement



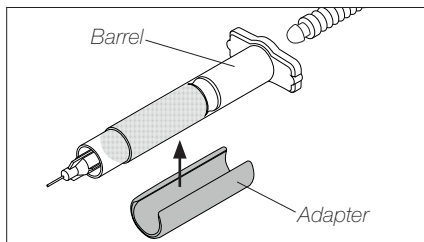
Insert the plunger into the seal and press the seal against the solder paste to eliminate the air inside the barrel.

3. Tip Placement



Thread the tip onto the syringe barrel.

4. Adapter Use (for 3cc syringe only)



For 3cc syringes in use with DPM the enclosed adapter is needed. Assemble the adapter by clipping it onto the barrel.

Specifications

SB03CC

3cc Syringe Barrel

Ref.: **SB03CC**

- Volume Capacity: 3 cc / 0.1 fl OZ
- Weight: 0.02 kg / 0.04 lb
- Total Package Dimensions / Weight: 90 x 55 x 40 mm / 0.03 kg
(L x W x H) 3.54 x 2.17 x1 .57 in / 0.07 lb

Complies with CE standards
ESD Safe

JBC

Warranty

JBC's 2 year warranty covers this equipment against all manufacturing defects, including the replacement of defective parts and labour.

Warranty does not cover product wear or misuse.

In order for the warranty to be valid, equipment must be returned, postage paid, to the dealer where it was purchased.



This product should not be thrown in the garbage.

In accordance with the European directive 2012/19/EU, electronic equipment at the end of its life must be collected and returned to an authorized recycling facility.



www.jbctools.com

0027449-090223