

JBC

www.jbctools.com

INSTRUCTION MANUAL



F1204

Fume Extractor for AP250

This manual corresponds to the following reference:

F1204

Packing List

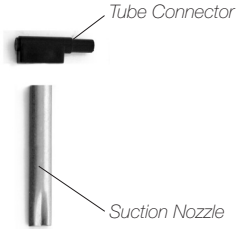
The following items are included:



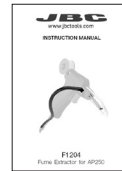
Silicon Tube 1 unit



Clamp 4 units



Suction Nozzle
with Tube Connector 1 unit



Manual 1 unit
Ref.: 0031928

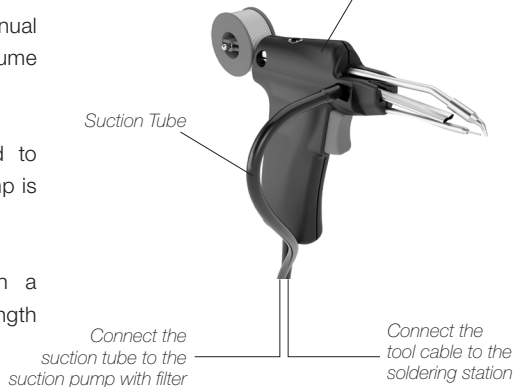
Features and Connections

F1204 Fume Extractor* for AP250 Manual Feed Soldering Iron is used to suck the fume generated at the solder joint.

A suction pump with filter is required to generate the suction power (suction pump is not distributed by JBC).

The fume extractor tube comes with a diameter of 6 mm (0.236 in) and a tube length of 2 m (78.74 in).

AP250**
Manual Feed Soldering Iron




* Fume extractor is also compatible with the discontinued AP130 Solder Feed Iron
** Not included, sold separately

Assembling

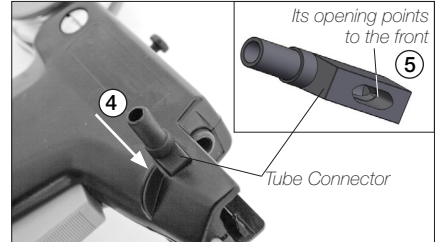
Disconnect the tool from the station and let the cartridge cool down.

1. Removing the Cartridge



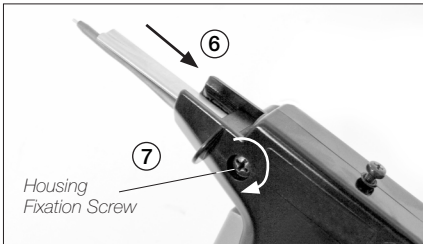
Loosen the cartridge fixation screw (1) and take out the cartridge (2). Loosen the housing fixation screw just slightly (3).

1. Inserting the Tube Connector



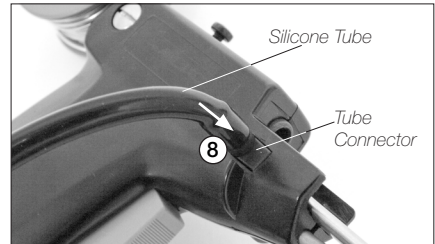
Insert the tube connector into the side opening of the housing (4). Its opening for the suction nozzle should point to the front (5).

3. Inserting the Suction Nozzle




Insert the suction nozzle into the opening of the previously assembled tube connector and push the nozzle into place (6). Afterwards tighten the housing fixationscrew (7).

4. Assembling the Silicone Tube



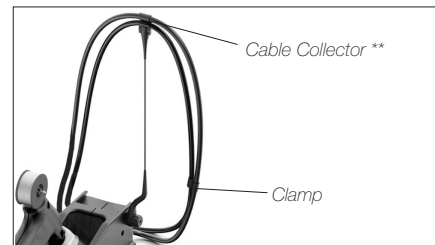
To fit the silicone tube, simply push it onto the tube connector (8).

5. Inserting the Cartridge



Insert the cartridge (9) and tighten the cartridge fixation screw (10).

6. Using Clamps and the Cable Collector



Use the clamps and the cable collector to hold the tube and the tool cable together and make soldering more convenient.

Specifications

F1204

Fume Extractor for AP250

Ref. F1204

- | | |
|--------------------------------|---------------------------------|
| - Total Net Weight: | 34 g / 0.075 lb |
| - Package Dimensions / Weight: | 155 x 85 x 55 mm / 0.139 g |
| (L x W x H) | 6.10 x 3.35 x 2.17 in / 9.77 lb |

Complies with CE standards.

JBC

Warranty

JBC's 2 year warranty covers this equipment against all manufacturing defects, including the replacement of defective parts and labour.

Warranty does not cover product wear or misuse.

In order for the warranty to be valid, equipment must be returned, postage paid, to the dealer where it was purchased.



This product should not be thrown in the garbage.

In accordance with the European directive 2012/19/EU, electronic equipment at the end of its life must be collected and returned to an authorized recycling facility.



www.jbctools.com