

JBC

www.jbctools.com

INSTRUCTION MANUAL



Nano Handle

Ref. NT115-A



Packing List

The following items should be included:

Nano handle 1 unit
Ref. NT115-A

Grip for NT115-A 1 unit
Ref. 0018662


Manual 1 unit
Ref. 0020838 (*Nano handle*)
0018665 (*Grip for NT115-A*)



Features

Control unit
Ref. NAE-1C
NAE-2C
NAE-9C

Nano handle
Ref. NT115-A

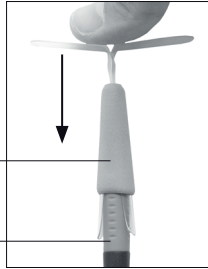


Changing grips


1. Push the grip with the tabs onto the handle.

Grip for NT115-A

Nano handle




2. To remove the tabs, hold the grip and pull them out. Use a pliers if necessary.



Changing cartridges


Save time and change cartridges safely without having to switch the station off.

Removing



Place the cartridge in the slot as shown and pull the handle to remove it.

Inserting



Push the cartridge into the handle to the mark*.


Aligning



Use the holes to rotate the cartridges for a proper alignment.

*Important

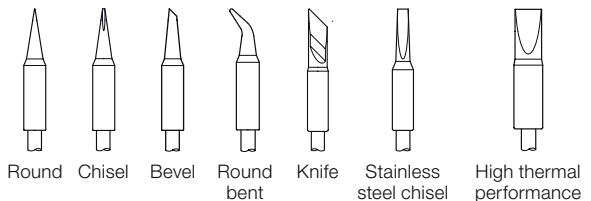
It is essential to insert the cartridges as far as the mark for a proper connection.



Mark

Compatible cartridges

The **NT115-A** works with **C115** cartridges. Find the model that best suits your soldering needs in www.jbctools.com



Round

Chisel

Bevel

Round bent

Knife

Stainless steel chisel

High thermal performance

Specifications

- Weight: 28 gr (0.06 lb)
- Cable length: 120 cm (47.24 in)

Complies with CE standards.
ESD protected.

JBC

Warranty

JBC's two year warranty covers this equipment against all manufacturing defects, including the replacement of defective parts and labour. Warranty does not cover product wear or misuse. In order for the warranty to be valid, equipment must be returned, postage paid, to the dealer where it was purchased.

Register your warranty within 30 days of purchase in www.jbctools.com/productregistration



This product should not be thrown in the garbage.

In accordance with the European directive 2002/96/EC, electronic equipment at the end of their life must be collected and returned to an authorized recycling facility.



Manual in other languages available on our website

www.jbctools.com