

JBC

www.jbctools.com

INSTRUCTION MANUAL



FAE1100

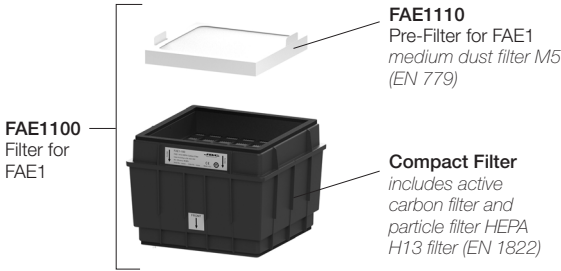
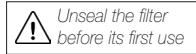
Filter with HEPA H13 for
Fume Extractor FAE1

This manual corresponds to the following reference:

FAE1-100

Packing List

The following items are included:



Filter with HEPA H13 for Fume Extractor FAE1 1 unit **Manual** 1 unit
Ref. 0022639

Maintenance

Follow the indications described on the next page to replace the filters.



Filter saturation indicator:
Green: Filter OK
Yellow: - ≤ 20% carbon lifetime
 - ≥ 80% Saturation
Red: - End of carbon lifetime
 - Filter saturated

Display

Maintenance and Filter Replacement

- The fume extractor unit indicates by means of display and LED's that the filters need to be replaced.

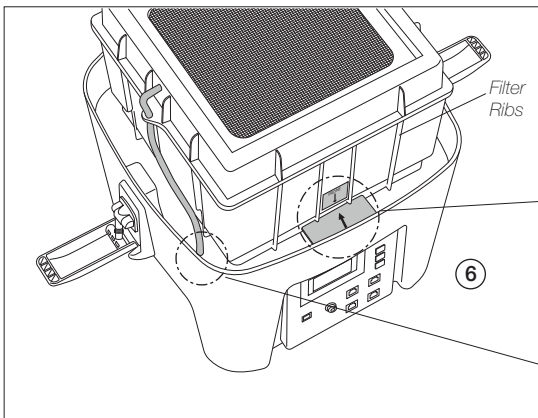
- To replace the filters remove the cover (1) by opening the quick release levers (2), located on both sides of the casing.

- If the indicator LED (3) remains in red after replacing the pre-filter (4), it means that the main filter (5) is saturated and must also be replaced (see figure below) (6).

- After replacing the main filter (5), the carbon filter counter must be reset (Main Menu > Filter Set > Reset Carbon).

- The service life of the maint filter is a maximum of 1 year after opening its packaging.

- If the filter is changed while the fume extractor is switched on, the fume extractor unit automatically starts the filter detection process and activates the aspiration for a few seconds.

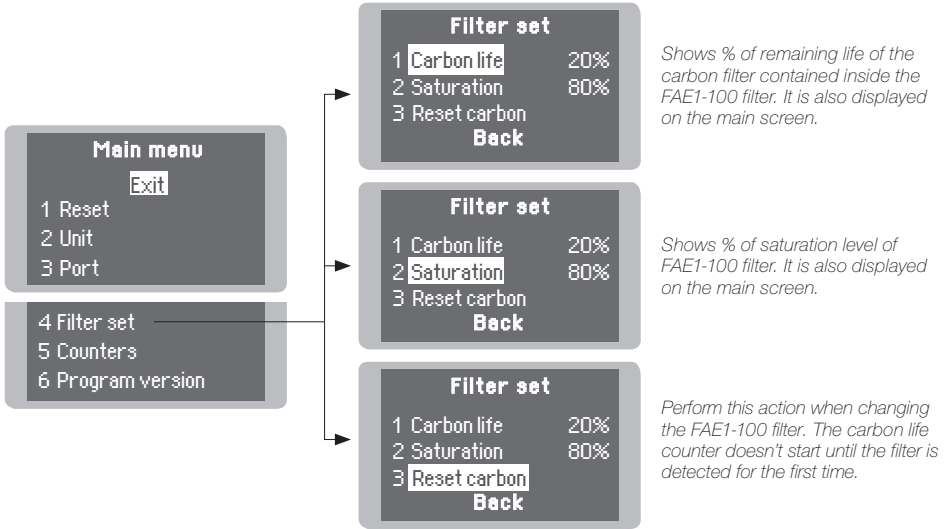


Note: The main filter has a given position. Make sure the filter ribs mate with the corresponding slots.

Connect the filter tube to the quick-coupling placed on the metal sheet

Control Process

Filter Menu



Warning & Errors

WARNING #1

Useful filter life is about to wear out. In 5 days the filter life is going to finish.

*≤ 20% carbon lifetime
(Filter indicator in Yellow)*

WARNING #2

Filter is about to obstruct.

*≥ 80% Saturation
(Filter indicator in Yellow)*

STOP #1

Useful filter life is worn out. Replace it and execute reset function in the filter menu.

*End of carbon lifetime
(Filter indicator in Red)*

STOP #2

Filter obstructed. Replace the pre-filter, if the error remains, replace the HEPA+carbon filter set.

*Filter saturated
(Filter indicator in Red)*

STOP #3

Filter not detected. Place a filter in order to use the fume extractor.

*No filter installed
(Filter indicator in Red)*

Safety



It is imperative to follow safety guidelines to prevent electric shock, injury, fire or explosion.

- The equipment is only designed to filtrate the fumes generated by soldering.
- Do not use the units for the filtration of combustible, explosive or corrosive gases. Incorrect use may cause fire.
- Maintenance must not be carried out by children unless supervised.
- Keep your workplace clean and tidy. Wear appropriate protective mask, glasses and gloves when handling dirt filter or pre-filter.
- Saturated filters can not be cleaned and reused.
- Avoid blowing the filter or the dirty parts of the equipment, if necessary it is advisable to vacuum.
- Avoid losing particles in the unit during handling of the filter.
- Treat the saturated filters as waste depending on the filtered contaminant and the applicable standars in each country.

European Waste Catalog classification:

15 02: Absorbents, filter materials, wiping cloths and protective clothing.

15 02 02: Absorbents, filter materials (including oil filters not otherwise specified, wiping cloths, protective clothing contaminated by dangerous substances.

15 02 03: Absorbents, filter materials, wiping cloths and protective clothing other than those mentioned in 15 02 02.

- In case of not complying with the filter change recommendations, the maximum particle and gas concentrations established in each country could be exceeded.

Notes

Specifications

FAE1100

Filter with HEPA H13 for Fume Extractor FAE1

Ref.: **FAE1-100**

- Net Weight: 2.89 kg (6.37 lb)
- Dimensions: 281 x 268 x 197 mm (11.06 x 10.55 x 7.74 in)
- Pre-filter: Medium dust filter M5 (EN 779)
- Main Filter: HEPA H13 particle filter (EN 1822)
Active carbon filter

Complies with CE standards.

JBC

Warranty

JBC's 2 year warranty covers this equipment against all manufacturing defects, including the replacement of defective parts and labor.

Warranty does not cover product wear or misuse.

In order for the warranty to be valid, equipment must be returned, postage paid, to the dealer where it was purchased.



This product should not be thrown in the garbage.

In accordance with the European directive 2012/19/EU, electronic equipment at the end of its life must be collected and returned to an authorized recycling facility.



www.jbctools.com