

JBC

www.jbctools.com

INSTRUCTION MANUAL



BE-S

Solder Reel Stand

This manual corresponds to the following reference:

BE-SB

Packing List

The following items are included:



Solder Reel Stand 1 unit



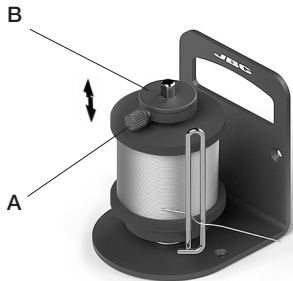
Allen Key 1 unit
Ref. 0741610



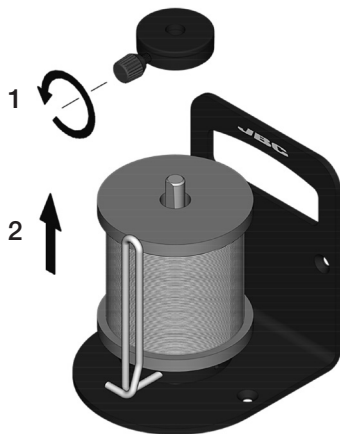
Manual 1 unit
Ref. 0019062

Braking System


This stand has a reel braking system. Resistance of the wire can be modified by adjusting the height of the reel locking (B) and fix it with the screw (A).



Changing the Solder Reel



Working Positions



Specifications

BE-SB Solder Reel Stand

- Dimensions / Weight: 125 x 105 x 120 mm / 0.81 kg
(L x W x H) 4.9 x 4.1 x 4.7 in / 1.8 lb

Total Package

- Dimensions / Weight: 228 x 120 x 115 mm / 0.95 kg
(L x W x H) 9 x 4.7 x 4.5 in / 2.1 lb

Compatible Solder Reel: Weight up to 2 kg / 4.4 lb
Diameter Max. 80 mm / 3.15 in
Height Max. 80 mm / 3.15 in
Height Min. 25 mm / 1 in
Stand Axis \varnothing 10 mm / 0.4 in

Complies with CE standards. ESD protected.

JBC

Warranty

JBC's two-year warranty covers this equipment against all manufacturing defects, including the replacement of defective parts and labour.

Warranty does not cover product wear or misuse.

In case of any manufacturing defect, the equipment must be returned, postage paid, to the dealer where it was purchased.



This product should not be thrown in the garbage. In accordance with the European directive 2012/19/EU, electronic equipment at the end of their life must be collected and returned to an authorized recycling facility.



Manuals in other languages are available on our website

www.jbctools.com

0019062-0221