



JBC

The Soldering Co.

Cartridge Guide

Feel the quality, be exclusive

Index

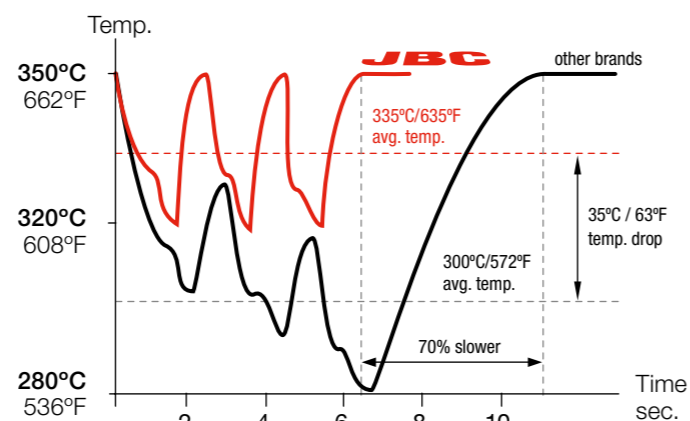
Most Efficient Soldering System.....	4
Bigger is better	6
Factors limiting tip life.....	7
Tip Cleaning Systems	8
C115 Cartridge Range for NT115, AN115, NP115, B-NANO and B-TWEEZERS Nano Tools	12
C120 Cartridge Range for PA120 and AM120 Micro Tweezers.....	16
C210 Cartridge Range for T210, B-100 and B-500 Handles	18
C245 Cartridge Range for T245 General Purpose Handles.....	23
C245L Longer Cartridge Range for T245 General Purpose Handles.....	40
C245E Extended Tip Life Cartridge Range for T245 General Purpose Handles	46
C250 Cartridge Range for ALE250 Auto-Feed Iron and AP250 Solder Feed Iron	48
C250E Extended Tip Life Cartridge Range for ALE250 Auto-Feed Iron and AP250 Solder Feed Iron	50
C420 Cartridge Range for AT420 and HT420 Thermal Tweezers.....	51
C470 Cartridge Range for T470 and HT470 HD Heavy Duty Tools	53
C360 Tip Range for DS360 Micro Desoldering Iron	62
D530 and C560 Tip Range for DT530 and DR560 Desoldering Irons	64
W140 Blade Cartridge Range for WS140 Precision High-Temperature Wire Stripper Tweezers	66
W440 Blade Cartridge Range for WS440 High-Temperature Wire Stripper Tweezers	68

JBC Technology

Most Efficient Soldering System

JBC Stations work with JBC Most Efficient Soldering System, which **recovers tip temperature extremely quickly**. This increases work efficiency and allows the user to work with lower temperatures.

Efficient Temperature Control
Comparative process of 3 solder joints



Tips with JBC Technology only drop 30°C (54°F) where others drop as much as 70°C (126°F).

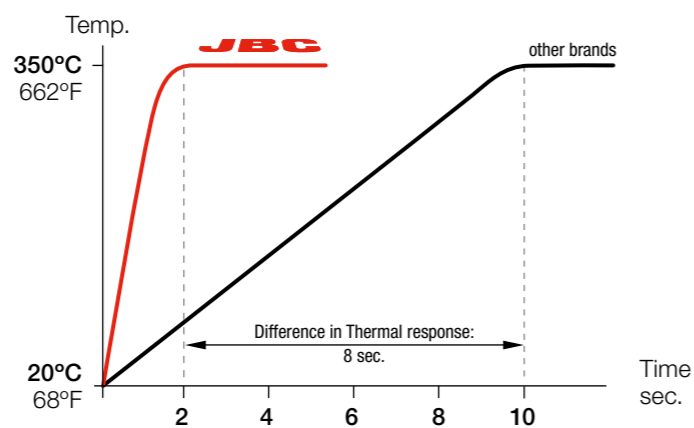
Enhanced Temperature Efficiency → Increased Productivity + Better Quality

Productivity

Short tip-to-sensor distance ensures extremely quick temperature recovery and an **accurate control**.

Heating System Principles

350°C / 662°F in 2 seconds



This graph compares JBC C210 Cartridge Range to the equivalent cartridges of the best competitor.

A global organization at your service

JBC is a global company with a distributor network spanning 5 continents that guarantees a solid commercial organization with quick and efficient service.

The power of experience

More than 95 years of experience have placed JBC at the technological forefront of tools for soldering and rework operations in electronics. Innovation, efficiency and reliability are the key features of a wide range of products which have been designed to satisfy the most demanding requirements of professionals.

High technology, superior quality

Product perfection is one of the main objectives of JBC's improvement and development program. The R&D department has created the most innovative soldering technologies, which JBC is proud to present in this catalog.



All JBC products comply with CE standards and ESD recommendations.



Intelligent Heat Management

Thanks to automatic detection of the tool in the stand, JBC Soldering & Rework Stations allow the tools to enter **Sleep & Hibernation Modes** when not being used. As a result, tip life lasts up to 5 times longer.

Sleep Mode

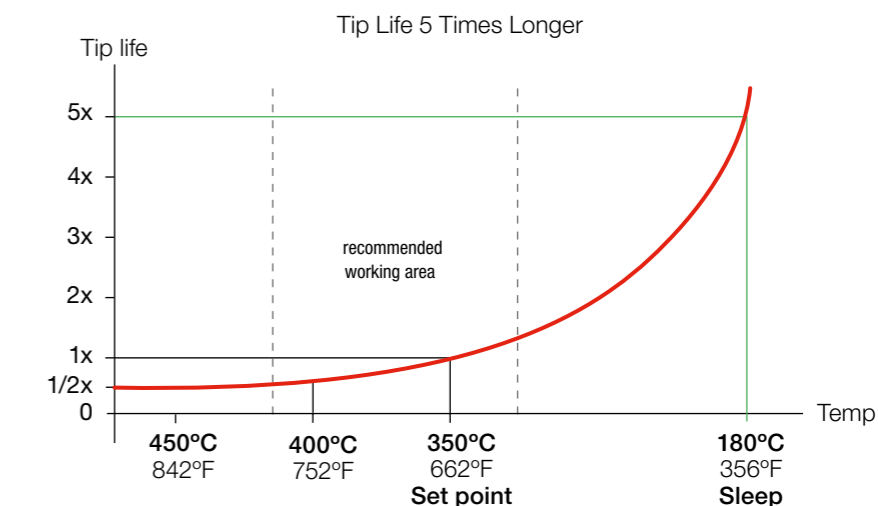
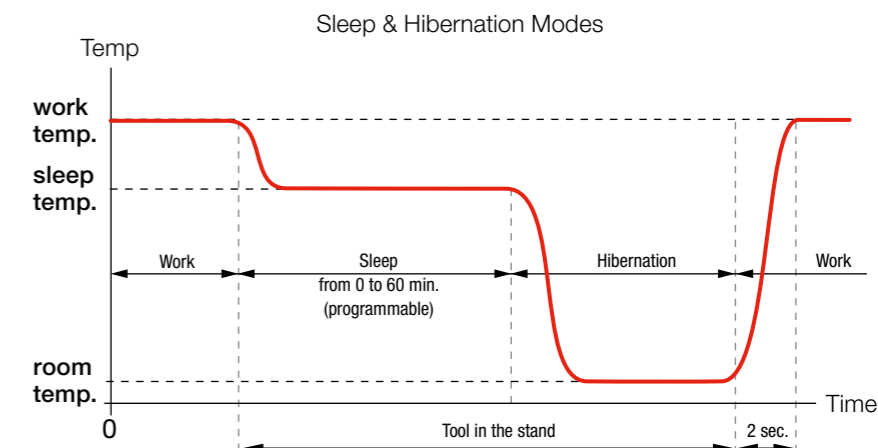
Sleep Mode **automatically lowers tip temperature** below the solder melting point when the tool rests in the stand. **It prevents the dissolution of the iron tip coating into molten solder.**

Hibernation Mode

After a configurable period of tool inactivity in the stand, the tool enters Hibernation Mode. **It cuts off the power supply** making the tip reach room temperature, thus **preventing oxidation and saving energy.**


Longer Tip life

Tip life increases exponentially by **using lower temperatures** as shown. Using Sleep Mode, the temperature is further reduced, which **multiplies tip life by 5.**



Cartridges with long life & extended tip life

The essential part of the soldering iron is the tip. Therefore, JBC has **over 500 cartridge models of different shapes and sizes** to choose from, depending on each application. JBC has developed the most advanced technology based on the following principles:



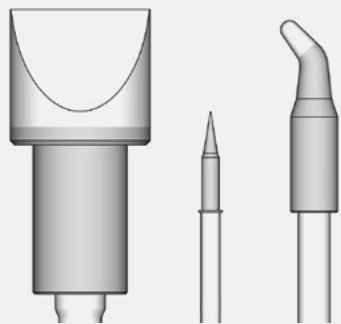
- ▶ **Excellent Heat Transfer**
The compact element reduces thermal barriers.
- ▶ **Instantaneous Heating**
A fully-integrated thermal sensor in the heater ensures quick temperature recovery.
- ▶ **Great Durability**
The intelligent algorithm control program extends tip life.

When you start working do not forget:

Bigger is better

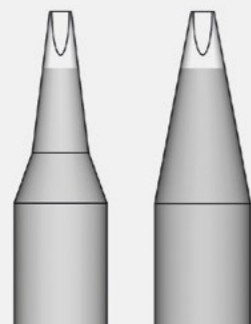
The bigger the solder tip, the better the thermal transfer. Select the tip that has the greatest contact area.

Over 500 tips of different sizes, shapes and power



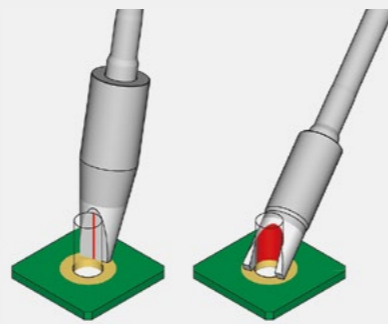
JBC Cartridges range from models for precision work to high power requirement applications.

Geometry Slimness vs Efficiency



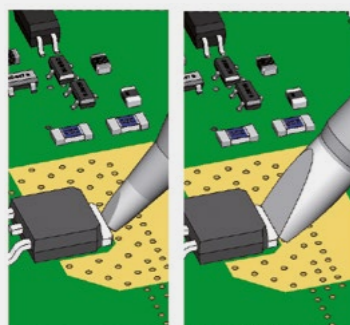
A tip with high-thermal efficiency makes your job up to **40% faster** than a tip with a slimmer geometry.

Increase the contact surface Tip - Application



The bigger the contact surface that the tip has with the application, the higher the **thermal transfer**.

Largest mass possible



The more mass the tip has, the more heat is accumulated and the **lower is the temperature drop**.

Maintain tip surface clean and tinned



Remember that rusty and dirty surfaces reduce **heat transfer** to the solder joint.
(See JBC's cleaning methods on pages 8-9).

This way you will be able to:

- Work at **lower temperatures** (350°C / 662°F).
- Obtain **better results** in **less time**.
- Improve **thermal performance**.
- Increase **temperature precision**.
- Reduce **collateral damage** (thermal shock on components and PCBs).

Factors limiting tip life

Working temperature

The higher the temperature, the greater the oxidation and corrosion. Work with the **lowest possible temperature** and choose the tip with the greatest contact area for each application. **Use thermally efficient tools** and keep tips clean of oxidation.

Correct techniques

Too much pressure on the surface to solder can cause tip or plate breakage. Do not use the tip as a pointed object or a screwdriver. Choose the **right temperature and tip shape for each application**.

Iron plate thickness

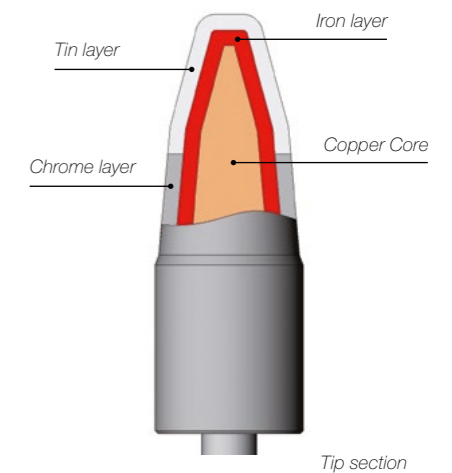
Iron plate wear shortens tip life by hollowing tips out. Do not use mechanical or chemical means to clean the tip. Use the **cleaning methods provided by the manufacturer** - such as brass wool, automatic tip cleaner or sponges.

Oxidization

An oxidized soldering iron does neither wet nor transfer heat well (dewetting). The higher the temperature, the greater the risk of oxidation. **Always keep tips tinned while not in use** and take advantage of **JBC Sleep & Hibernation Modes**.

Flux and solder alloy

Too much active flux can cause corrosion. **IPC recommends: ROL, REL and ORL**. Flux quantity inside small diameter solder wires might not be enough. **Provide compatible external flux if necessary**.



Tip section

Remember:

- Work with the **lowest possible temperature**.
- Use **thermally efficient tools**.
- Choose the **right temperature and tip shape for each application**.
- **IPC recommends: ROL, REL and ORL**.
- **Always keep tips tinned while not in use**.
- Take advantage of **JBC Sleep & Hibernation Modes**.
- **Too much pressure** on the surface to solder can cause **tip or plate breakage**.
- Use the **cleaning methods provided by the manufacturer**.



Cleaning Systems


For good thermal transfer, keep the tip tinned thus free from oxides.

Clean the tip in less than a second



With automatic cleaners you **save time** and optimize production.

Improve heat transfer



A clean tip is always easier to tin, resulting in **higher quality solder joints**.

CL Manual Tip Cleaner

A complete cleaning system with splashguard and antisplash membrane to keep the workspace clean and free of solder particles.



Cleaning Methods

CL6210

Brass Wool

Very effective cleaning method. It leaves a small layer of solder on the tip to prevent oxidation between cleaning and rewetting.



S0354

Sponge

The least harmful cleaning method. Keep the sponge moist with distilled water when working to avoid tip wear.



CLMS Automatic Junior Tip Cleaner with Fiber Brushes (non-metal)

The ideal partner to any soldering station.

Two modes of operation

The motorized brushes start by pushing the button or by selecting the continuous mode.

Splashguard



Save space

You can easily fit the tip cleaner into your workspace thanks to its reduced size.

Brushes

CL4008

Fiber Brushes

The composition, size and thickness of the fibers ensure the **most efficient cleaning** and the least damage while cleaning the tip.



Automatic Tip Cleaners

CLMUP

Automatic Tip Cleaner with Fiber Brushes (non-metal)

Perform a thorough and **gentle tip cleaning** increasing heat transfer and maximizing the soldering quality.

CLMU

Automatic Tip Cleaner with Metal Brushes

Perform a thorough and **strong cleaning** to recover the tip increasing heat transfer. The metal brushes supplied provide a **deep cleaning**.



Sensor Mode

The sensor triggers brush rotation when tip approaches and automatically stops when the tip is removed.



Vertical position

It also features a second position which facilitates vertical tip access.



Keep your workspace clean

The locking mechanism on the brushes makes them **fast and easy to replace**. The solder collector tray can be **easily emptied**.



Brushes

CL2008 / CL2007

Fiber Brushes provide a **soft cleaning**, especially recommended for regular usage to improve tip life. Supplied with CLMUP.



CL1008 / CL1007

Metal Brushes provide a **thorough cleaning to recover the tip**, increasing heat transfer. Supplied with CLMU.






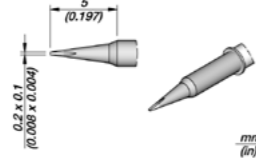
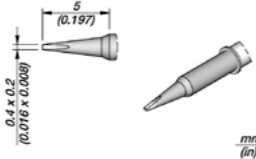
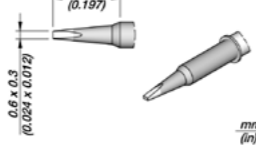
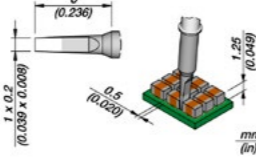
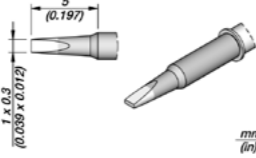
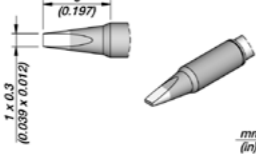
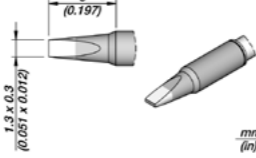
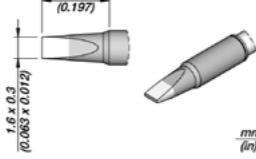
Our Cartridge Range is steadily growing as we are determined to respond to our clients' specific needs, cooperating closely with them to create the right solution.

Custom Cartridges & Tips


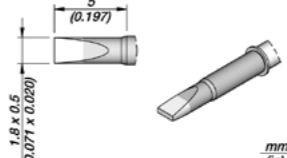
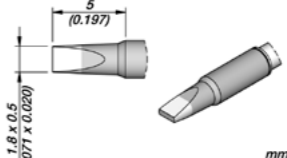
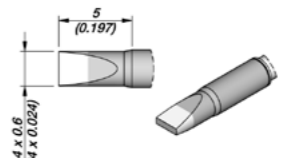

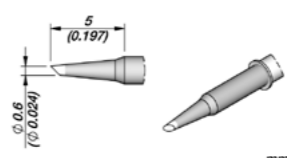
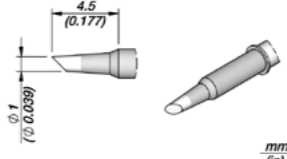

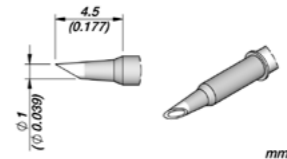

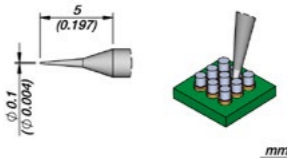
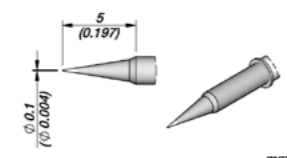
Does your soldering application require a **special tip design**?
Tell us your challenge at customtips@jbctools.com.

C115 Cartridge Range
for **NT115, AN115, NP115, B-NANO** and
B-TWEEZERS Nano Tools


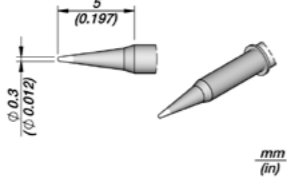
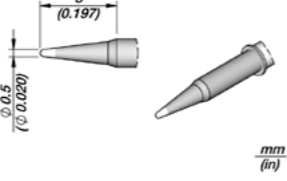
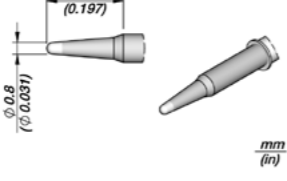

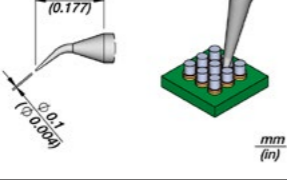
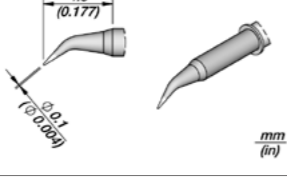
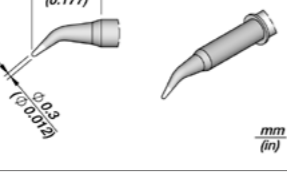
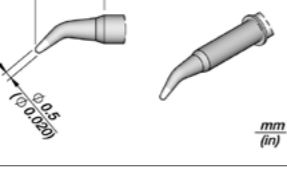

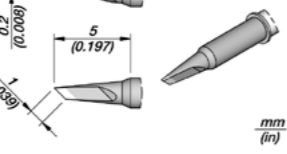


	Ref.	Description	Image and dimensions	Suggested components	Compatible with
	C115116	Chisel Cartridge 0.2 x 0.1 mm 0.008 x 0.004 in		Package 01005, 0201 Very fine pitch 0.4 mm QFP, IC	Stations: NASE, NANE, CDN, B-IRON NANO, B-IRON TWEEZERS
	C115117	Chisel Cartridge 0.4 x 0.2 mm 0.016 x 0.008 in		Package 0402 Very fine pitch 0.65 mm QFP, IC	Stations: NASE, NANE, CDN, B-IRON NANO, B-IRON TWEEZERS
	C115108	Chisel Cartridge 0.6 x 0.3 mm 0.024 x 0.012 in		Package 0603 PLCC, SO, SOT	Stations: NASE, NANE, CDN, B-IRON NANO, B-IRON TWEEZERS
	C115125	Chisel Cartridge 1 x 0.2 mm 0.039 x 0.008 in		Package 0805 Difficult to reach	Stations: NASE, NANE, CDN, B-IRON NANO, B-IRON TWEEZERS
	C115113	Chisel Cartridge 1 x 0.3 mm 0.039 x 0.012 in		Package 0805 Through-hole	Stations: NASE, NANE, CDN, B-IRON NANO, B-IRON TWEEZERS
	C115213	Chisel Cartridge 1 x 0.3 S1 mm 0.039 x 0.012 in		Package 0805 Through-hole High-thermal performance	Stations: NASE, NANE, CDN, B-IRON NANO, B-IRON TWEEZERS
	C115221	Chisel Cartridge 1.3 x 0.3 mm 0.051 x 0.012 in		Package 0805 Through-hole High-thermal performance	Stations: NASE, NANE, CDN, B-IRON NANO, B-IRON TWEEZERS
	C115222	Chisel Cartridge 1.6 x 0.3 mm 0.063 x 0.012 in		Package 0805 Through-hole High-thermal performance	Stations: NASE, NANE, CDN, B-IRON NANO, B-IRON TWEEZERS


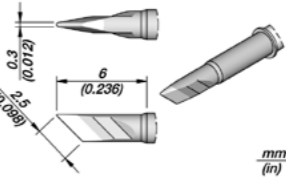
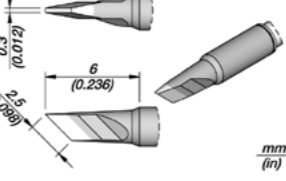
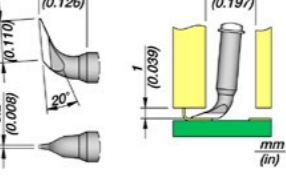

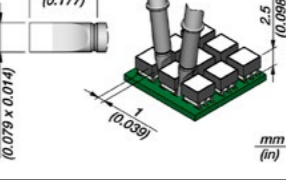
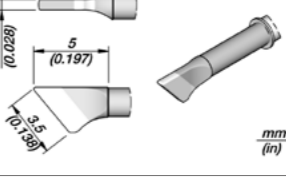
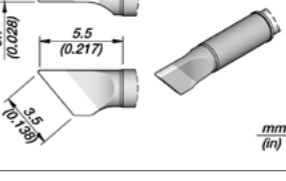

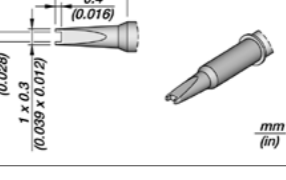


C115 Cartridge Range for NT115, AN115, NP115, B-NANO and B-TWEEZERS Nano Tools

	Ref.	Description	Image and dimensions	Suggested components	Compatible with
	C115114	Chisel Cartridge 1.8 x 0.5 mm 0.071 x 0.020 in		Package 0805 Through-hole	Stations: NASE, NANE, CDN, B-IRON NANO, B-IRON TWEEZERS
	C115214	Chisel Cartridge 1.8 x 0.5 mm S1 0.071 x 0.020 in		Package 1206, 1210 Through-hole High-thermal performance	Stations: NASE, NANE, CDN, B-IRON NANO, B-IRON TWEEZERS
	C115223	Chisel Cartridge 2.4 x 0.6 mm 0.094 x 0.024 in		Package 0805 Through-hole High-thermal performance	Stations: NASE, NANE, CDN, B-IRON NANO, B-IRON TWEEZERS
	C115109	Bevel Cartridge Ø 0.6 mm Ø 0.024 in		Drag soldering SMD Through-hole	Stations: NASE, NANE, CDN, B-IRON NANO, B-IRON TWEEZERS
	C115127	Bevel Cartridge Ø 1 mm Ø 0.039 in		Drag soldering SMD Through-hole	Stations: NASE, NANE, CDN, B-IRON NANO, B-IRON TWEEZERS
	C115128	Spoon Cartridge Ø 1 mm Ø 0.039 in		Drag soldering SMD Through-hole	Stations: NASE, NANE, CDN, B-IRON NANO, B-IRON TWEEZERS
	C115126	Conical Cartridge Ø 0.1 mm S1 Ø 0.004 in		Package 01005 Very fine pitch 0.4 mm QFP, IC	Stations: NASE, NANE, CDN, B-IRON NANO, B-IRON TWEEZERS
	C115101	Conical Cartridge Ø 0.1 mm Ø 0.004 in		Package 01005 Very fine pitch 0.4 mm QFP, IC	Stations: NASE, NANE, CDN, B-IRON NANO, B-IRON TWEEZERS

C115 Cartridge Range for NT115, AN115, NP115, B-NANO and B-TWEEZERS Nano Tools

	Ref.	Description	Image and dimensions	Suggested components	Compatible with
	C115103	Conical Cartridge Ø 0.3 mm S1 Ø 0.012 in		Package 0201, 0402 Very fine pitch 0.65 mm QFP, IC	Stations: NASE, NANE, CDN, B-IRON NANO, B-IRON TWEEZERS
	C115106	Conical Cartridge Ø 0.5 mm Ø 0.020 in		Package 0603 QFP, IC	Stations: NASE, NANE, CDN, B-IRON NANO, B-IRON TWEEZERS
	C115107	Conical Cartridge Ø 0.8 mm Ø 0.031 in		General use	Stations: NASE, NANE, CDN, B-IRON NANO, B-IRON TWEEZERS
	C115124	Conical Bent Cartridge Ø 0.1 mm S1 Ø 0.004 in		Package 01005 Very fine pitch 0.4 mm QFP, IC	Stations: NASE, NANE, CDN, B-IRON NANO, B-IRON TWEEZERS
	C115118	Conical Bent Cartridge Ø 0.1 mm Ø 0.004 in		Package 01005 Very fine pitch 0.4 mm QFP, IC	Stations: NASE, NANE, CDN, B-IRON NANO, B-IRON TWEEZERS
	C115105	Conical Bent Cartridge Ø 0.3 mm Ø 0.012 in		Package 0201, 0402 Fine pitch 0.65 mm QFP, IC	Stations: NASE, NANE, CDN, B-IRON NANO, B-IRON TWEEZERS
	C115110	Conical Bent Cartridge Ø 0.5 mm Ø 0.020 in		Package 0603 QFP, IC	Stations: NASE, NANE, CDN, B-IRON NANO, B-IRON TWEEZERS
	C115120	Knife Cartridge 1 x 0.2 mm 0.039 x 0.008 in		Drag soldering SMD Package 0805 Through-hole	Stations: NASE, NANE, CDN, B-IRON NANO, B-IRON TWEEZERS

C115 Cartridge Range for NT115, AN115, NP115, B-NANO and B-TWEEZERS Nano Tools

	Ref.	Description	Image and dimensions	Suggested components	Compatible with
	C115112	Knife Cartridge 2.5 x 0.3 mm 0.098 x 0.012 in		Drag soldering SMD SO, SOT Package 1210, 1812, 2010, 2512	Stations: NASE, NANE, CDN, B-IRON NANO, B-IRON TWEEZERS
	C115212	Knife Cartridge 2.5 x 0.3 mm S1 0.098 x 0.012 in		Drag soldering SMD SO, SOT Package 1210, 1812, 2010, 2512 High-thermal performance	Stations: NASE, NANE, CDN, B-IRON NANO, B-IRON TWEEZERS
	C115129	Knife Cartridge 2.8 x 0.2 mm 0.110 x 0.008 in		IC, Difficult to reach	Stations: NASE, NANE, CDN, B-IRON NANO, B-IRON TWEEZERS
	C115131	Blade Cartridge 2 x 0.35 mm 0.079 x 0.014 in		LED SMD 2727, 1921, 1415	Stations: NASE, NANE, CDN, B-IRON NANO, B-IRON TWEEZERS
	C115111	Blade Cartridge 3.5 x 0.7 mm 0.138 x 0.028 in		Package 1210, 1812 SO, SOT	Stations: NASE, NANE, CDN, B-IRON NANO, B-IRON TWEEZERS
	C115211	Blade Cartridge 3.5 x 0.7 mm S1 0.138 x 0.028 in		Package 1210, 1812 SO, SOT High-thermal performance	Stations: NASE, NANE, CDN, B-IRON NANO, B-IRON TWEEZERS
	C115132	Chip Components Cartridge 0.7 mm 0.028 in		Package 0201	Stations: NASE, NANE, CDN, B-IRON NANO, B-IRON TWEEZERS
	C115115	Conformal Coating Removal Steel Cartridge 1 mm 0.039 in		Stainless Steel Remove underfill encapsulants	Stations: NASE, NANE, CDN, B-IRON NANO, B-IRON TWEEZERS



C120 Cartridge Range
for PA120 and AM120 Micro Tweezers

	Ref.	Description	Image and dimensions	Suggested components	Compatible with	
	C120001	Conical Bent Cartridge Ø 0.2 mm Ø 0.008 in		Package 0201, 0402	Stations: CP Control Units: DI, DDE, DME	
	C120002	Conical Bent Cartridge Ø 0.2 mm Ø 0.008 in		Package 0201, 0402	Stations: CP Control Units: DI, DDE, DME	
	C120902	Conical Bent Cartridge Ø 0.3 mm Ø 0.012 in		Package 0201, 0402 Fine pitch 0.65 mm QFP, IC	Stations: CP Control Units: DI, DDE, DME	
	C120006	Conical Bent Cartridge Ø 0.5 mm Ø 0.020 in		Package 0603 QFP, IC	Stations: CP Control Units: DI, DDE, DME	
	C120004	Conical Bent Cartridge Ø 0.7 mm S1 Ø 0.028 in		SMD capacitors QFP, IC Through-hole	Stations: CP Control Units: DI, DDE, DME	
	C120012	Conical Bent Cartridge Ø 0.7 mm S2 Ø 0.028 in		SMD capacitors QFP, IC Through-hole Tip with an extra tinned surface	Stations: CP Control Units: DI, DDE, DME	
		C120011	Chisel Bent Cartridge 0.6 x 0.3 mm 0.024 x 0.012 in		Package 0603	Stations: CP Control Units: DI, DDE, DME

C120 Cartridge Range for PA120 and AM120 Micro Tweezers

	Ref.	Description	Image and dimensions	Suggested components	Compatible with
	C120013	Blade Cartridge 2 mm 0.079 in		LED SMD 2727, 1921, 1415	Stations: CP Control Units: DI, DDE, DME
	C120003	Blade Cartridge 3 mm 0.118 in		Package 1210, 1812 SO, SOT	Stations: CP Control Units: DI, DDE, DME
	C120007	Blade Cartridge 3.5 mm Right 0.138 in		Package 1210, 1812 SO, SOT	Stations: CP Control Units: DI, DDE, DME
	C120008	Blade Cartridge 3.5 mm Left 0.138 in		Package 1210, 1812 SO, SOT	Stations: CP Control Units: DI, DDE, DME
	C120005	Blade Cartridge 5 mm 0.197 in		SO, SOT	Stations: CP Control Units: DI, DDE, DME
	C120009	Blade Cartridge 6 mm Right 0.236 in		SO, SOT	Stations: CP Control Units: DI, DDE, DME
	C120010	Blade Cartridge 6 mm Left 0.236 in		SO, SOT	Stations: CP Control Units: DI, DDE, DME



C210 Cartridge Range
for T210, B-100 and B-500 Handles

Image and dimensions	Ref.	Description	Image and dimensions	Suggested components	Compatible with
	C210020	Conical Cartridge Ø 0.1 mm Ø 0.004 in		Package 01005, 0201 Very fine pitch 0.4 mm QFP, IC	Stations: CDS, B-IRON 100, B-IRON 500 Control Units: DI, DDE, DME
	C210009	Conical Cartridge Ø 0.2 mm Ø 0.008 in		Package 01005, 0201 Very fine pitch 0.4mm QFP, IC	Stations: CDS, B-IRON 100, B-IRON 500 Control Units: DI, DDE, DME
	C210016	Conical Cartridge Ø 0.3 mm S1 Ø 0.012 in		Package 0201, 0402 Fine pitch 0.65 mm QFP, IC	Stations: CDS, B-IRON 100, B-IRON 500 Control Units: DI, DDE, DME
	C210001	Conical Cartridge Ø 0.3 mm S2 Ø 0.012 in		Package 0201, 0402 Fine pitch 0.65 mm QFP, IC	Stations: CDS, B-IRON 100, B-IRON 500 Control Units: DI, DDE, DME
	C210013	Conical Cartridge Ø 0.5 mm Ø 0.020 in		Package 0603 QFP, IC	Stations: CDS, B-IRON 100, B-IRON 500 Control Units: DI, DDE, DME
	C210003	Conical Cartridge Ø 0.6 mm Ø 0.024 in		General use	Stations: CDS, B-IRON 100, B-IRON 500 Control Units: DI, DDE, DME
	C210005	Conical Cartridge Ø 1 mm Ø 0.039 in		General use	Stations: CDS, B-IRON 100, B-IRON 500 Control Units: DI, DDE, DME

C210 Cartridge Range for T210, B-100 and B-500 Handles

Image and dimensions	Ref.	Description	Image and dimensions	Suggested components	Compatible with
	C210002	Conical Bent Cartridge Ø 0.2 mm Ø 0.008 in		Package 0201, 0402	Stations: CDS, B-IRON 100, B-IRON 500 Control Units: DI, DDE, DME
	C210010	Conical Bent Cartridge Ø 0.3 mm Ø 0.012 in		Package 0201, 0402 Fine pitch 0.65 mm QFP, IC	Stations: CDS, B-IRON 100, B-IRON 500 Control Units: DI, DDE, DME
	C210014	Conical Bent Cartridge Ø 0.5 mm Ø 0.020 in		Package 0603 QFP, IC	Stations: CDS, B-IRON 100, B-IRON 500 Control Units: DI, DDE, DME
	C210004	Conical Bent Cartridge Ø 0.7 mm Ø 0.028 in		General use	Stations: CDS, B-IRON 100, B-IRON 500 Control Units: DI, DDE, DME
	C210036	Bevel Cartridge Ø 0.6 mm Ø 0.024 in		Drag Soldering General use	Stations: CDS, B-IRON 100, B-IRON 500 Control Units: DI, DDE, DME
	C210006	Bevel Cartridge Ø 1 mm Ø 0.039 in		Drag Soldering General use	Stations: CDS, B-IRON 100, B-IRON 500 Control Units: DI, DDE, DME
	C210027	Bevel Cartridge Ø 1.5 mm Ø 0.059 in		Drag Soldering General use	Stations: CDS, B-IRON 100, B-IRON 500 Control Units: DI, DDE, DME
	C210031	Bevel Cartridge Ø 2 mm Ø 0.079 in		Drag Soldering General use	Stations: CDS, B-IRON 100, B-IRON 500 Control Units: DI, DDE, DME


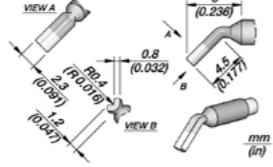
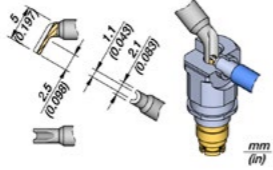
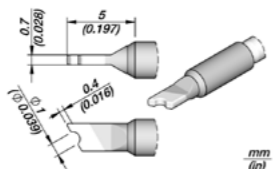

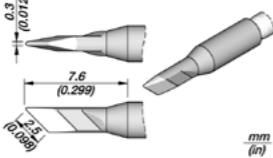
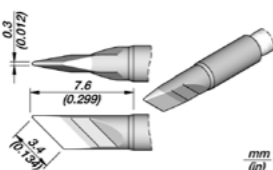


C210 Cartridge Range for T210, B-100 and B-500 Handles

Ref.	Description	Image and dimensions	Suggested components	Compatible with
C210040	Bevel Cartridge Ø 2.9 mm Ø 0.114 in		Drag Soldering General use	Stations: CDS, B-IRON 100, B-IRON 500 Control Units: DI, DDE, DME
C210041	Bevel Cartridge Ø 3.9 mm Ø 0.153 in		Drag Soldering General use	Stations: CDS, B-IRON 100, B-IRON 500 Control Units: DI, DDE, DME
C210028	Spoon Cartridge Ø 1 mm Ø 0.039 in		Drag soldering	Stations: CDS, B-IRON 100, B-IRON 500 Control Units: DI, DDE, DME
C210029	Spoon Cartridge Ø 1.5 mm Ø 0.059 in		Drag soldering	Stations: CDS, B-IRON 100, B-IRON 500 Control Units: DI, DDE, DME
C210030	Spoon Cartridge Ø 2 mm Ø 0.079 in		Drag soldering	Stations: CDS, B-IRON 100, B-IRON 500 Control Units: DI, DDE, DME
C210038	Barrel Cartridge Ø 8 mm Ø 0.031 in		Through- hole Cable soldering / desoldering	Stations: CDS, B-IRON 100, B-IRON 500 Control Units: DI, DDE, DME
C210019	Chisel Cartridge 0.2 x 0.1 mm 0.008 x 0.004 in		Package 01005, 0201 Very fine pitch 0.4 mm QFP, IC	Stations: CDS, B-IRON 100, B-IRON 500 Control Units: DI, DDE, DME
C210023	Chisel Cartridge 0.4 x 0.2 mm 0.016 x 0.008 in		Package 0402 Very fine pitch 0.65 mm QFP, IC	Stations: CDS, B-IRON 100, B-IRON 500 Control Units: DI, DDE, DME

C210 Cartridge Range for T210, B-100 and B-500 Handles


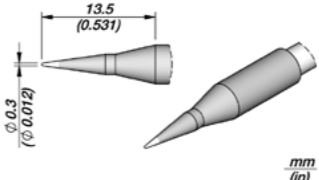
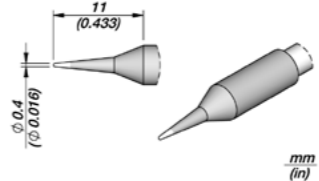
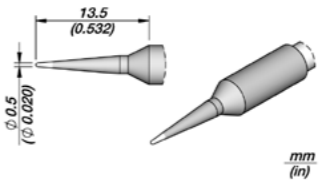
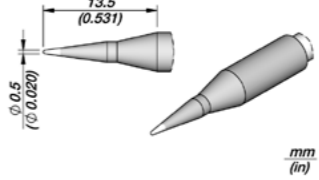
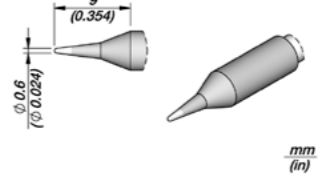
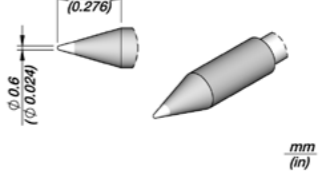
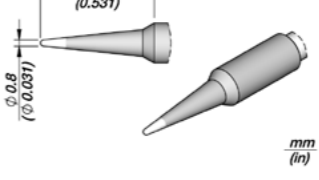
Ref.	Description	Image and dimensions	Suggested components	Compatible with
C210021	Chisel Cartridge 0.6 x 0.3 mm 0.024 x 0.012 in		Package 0603	Stations: CDS, B-IRON 100, B-IRON 500 Control Units: DI, DDE, DME
C210024	Chisel Cartridge 0.8 x 0.3 mm 0.032 x 0.012 in		Package 0805 Through-hole	Stations: CDS, B-IRON 100, B-IRON 500 Control Units: DI, DDE, DME
C210022	Chisel Cartridge 1.3 x 0.4 mm 0.051 x 0.016 in		Package 0805 Through-hole	Stations: CDS, B-IRON 100, B-IRON 500 Control Units: DI, DDE, DME
C210008	Chisel Cartridge 1.3 x 0.6 mm 0.051 x 0.024 in		Package 0805 Through-hole	Stations: CDS, B-IRON 100, B-IRON 500 Control Units: DI, DDE, DME
C210007	Chisel Cartridge 2.3 x 0.7 mm 0.091 x 0.028 in		Package 0805 Through-hole	Stations: CDS, B-IRON 100, B-IRON 500 Control Units: DI, DDE, DME
C210039	Chisel Cartridge 2.9 x 0.7 mm 0.114 x 0.028 in		Package 0805 Through-hole	Stations: CDS, B-IRON 100, B-IRON 500 Control Units: DI, DDE, DME
C210042	Chisel Cartridge 3.9 x 1 mm 0.153 x 0.039 in		Package 0805 Through-hole	Stations: CDS, B-IRON 100, B-IRON 500 Control Units: DI, DDE, DME
C210017	Pin / Connector Cartridge Ø 0.7 mm Ø 0.028 in		Through-hole	Stations: CDS, B-IRON 100, B-IRON 500 Control Units: DI, DDE, DME

C210 Cartridge Range for T210, B-100 and B-500 Handles


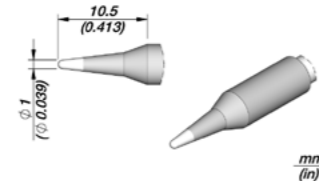
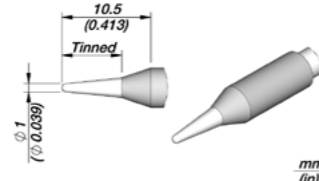
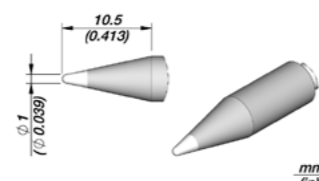
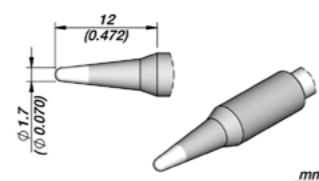
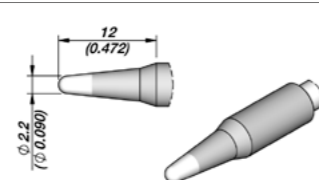
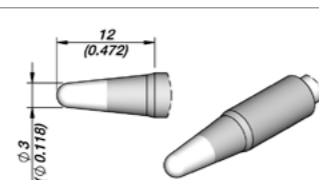

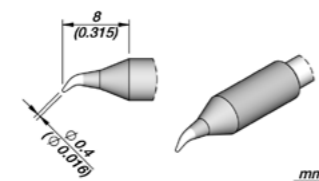
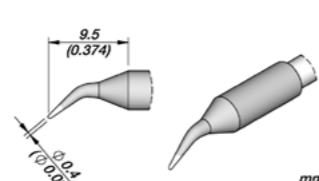
	Ref.	Description	Image and dimensions	Suggested components	Compatible with
	C210015	Pin / Connector Cartridge Ø 0.8 mm Ø 0.032 in		Through-hole Coaxial connector	Stations: CDS, B-IRON 100, B-IRON 500 Control Units: DI, DDE, DME
	C210025	Pin / Connector Cartridge Ø 1.1 mm Ø 0.043 in		Through-hole Coaxial connector	Stations: CDS, B-IRON 100, B-IRON 500 Control Units: DI, DDE, DME
	C210012	Pin / Connector Cartridge Ø 1 mm Ø 0.039 in		Cables Connectors	Stations: CDS, B-IRON 100, B-IRON 500 Control Units: DI, DDE, DME
	C210033	Knife Cartridge 2.5 x 0.3 mm 0.098 x 0.012 in		Drag soldering SMD SO, SOT Package 1210, 1812, 2010, 2512	Stations: CDS, B-IRON 100, B-IRON 500 Control Units: DI, DDE, DME
	C210018	Knife Cartridge 3.4 x 0.3 mm 0.134 x 0.012 in		Drag soldering SMD SO, SOT Package 1210, 1812, 2010, 2512	Stations: CDS, B-IRON 100, B-IRON 500 Control Units: DI, DDE, DME
	C210034	Conformal Coating Removal Steel Cartridge 1 x 0.1 mm 0.039 x 0.004 in		Stainless Steel Remove underfill encapsulants	Stations: CDS, B-IRON 100, B-IRON 500 Control Units: DI, DDE, DME




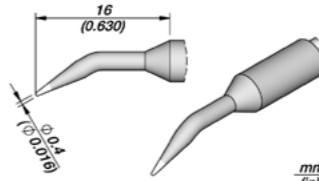
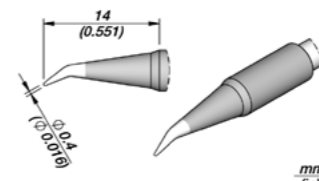
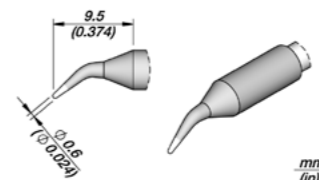
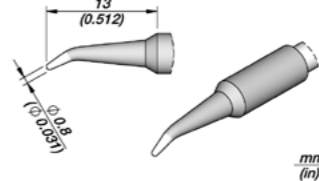
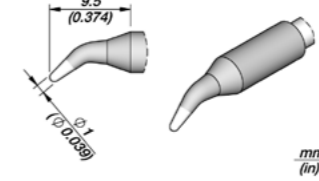
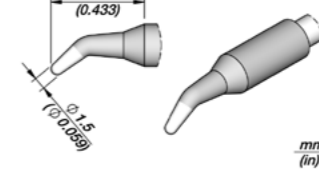
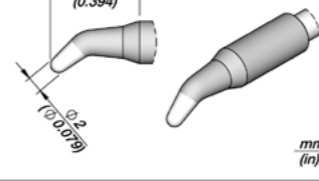
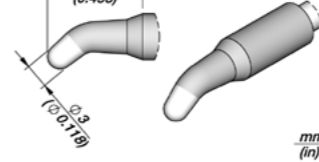
C245 Cartridge Range for T245 General Purpose Handles

	Ref.	Description	Image and dimensions	Suggested components	Compatible with
	C245030	Conical Cartridge Ø 0.3 mm Ø 0.012 in		Package 0201, 0402 Fine pitch 0.65 mm QFP, IC	Stations: CDB, CDEB Control Units: DI, DDE, DME
	C245032	Conical Cartridge Ø 0.4 mm Ø 0.016 in		Package 0201, 0402 Fine pitch 0.65 mm QFP, IC	Stations: CDB, CDEB Control Units: DI, DDE, DME
	C245036	Conical Cartridge Ø 0.5 mm S1 Ø 0.020 in		Package 0603 QFP, IC	Stations: CDB, CDEB Control Units: DI, DDE, DME
	C245930	Conical Cartridge Ø 0.5 mm S2 Ø 0.020 in		Package 0603 QFP, IC	Stations: CDB, CDEB Control Units: DI, DDE, DME
	C245001	Conical Cartridge Ø 0.6 mm Ø 0.024 in		Package 0603 QFP, IC	Stations: CDB, CDEB Control Units: DI, DDE, DME
	C245937	Conical Cartridge Ø 0.6 mm HT Ø 0.024 in		Package 0603 QFP, IC	Stations: CDB, CDEB Control Units: DI, DDE, DME
	C245957	Conical Cartridge Ø 0.8 mm Ø 0.031 in		Through-hole	Stations: CDB, CDEB Control Units: DI, DDE, DME


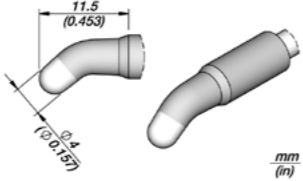

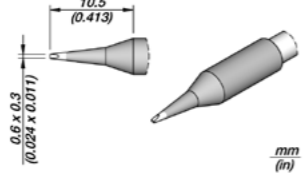
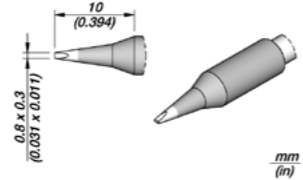
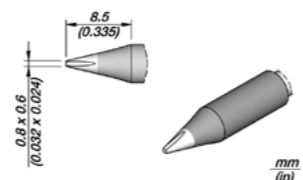
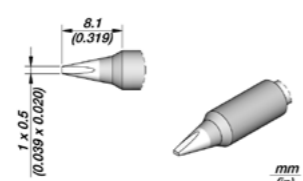
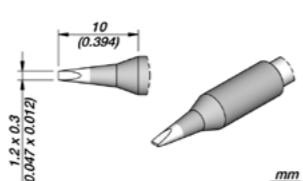
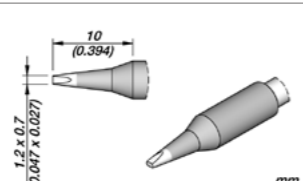
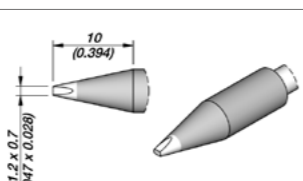
C245 Cartridge Range for T245 General Purpose Handles

	Ref.	Description	Image and dimensions	Suggested components	Compatible with
	C245903	Conical Cartridge Ø 1 mm S1 Ø 0.040 in		General use	Stations: CDB, CDEB Control Units: DI, DDE, DME
	C245041	Conical Cartridge Ø 1 mm S2 Ø 0.040 in		General use Tip with an extra tinned surface	Stations: CDB, CDEB Control Units: DI, DDE, DME
	C245403	Conical Cartridge Ø 1 HT mm Ø 0.040 in		General use	Stations: CDB, CDEB Control Units: DI, DDE, DME
	C245943	Conical Cartridge Ø 1.7 mm Ø 0.070 in		General use	Stations: CDB, CDEB Control Units: DI, DDE, DME
	C245933	Conical Cartridge Ø 2.2 mm Ø 0.090 in		General use	Stations: CDB, CDEB Control Units: DI, DDE, DME
	C245107	Conical Cartridge Ø 3 mm HT Ø 0.118 in		General use	Stations: CDB, CDEB Control Units: DI, DDE, DME
		C245034	Conical Bent Cartridge Ø 0.4 mm S1 Ø 0.016 in		Package 0201, 0402 Fine pitch 0.65 mm QFP, IC
C245029		Conical Bent Cartridge Ø 0.4 mm S2 Ø 0.016 in		Package 0201, 0402 Fine pitch 0.65 mm QFP, IC	Stations: CDB, CDEB Control Units: DI, DDE, DME


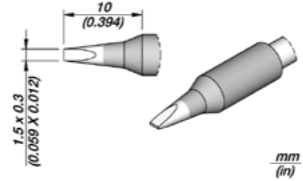
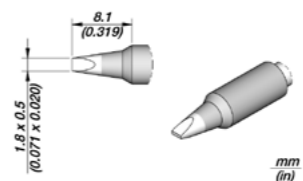
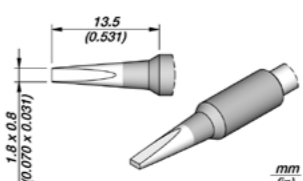
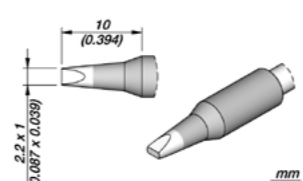
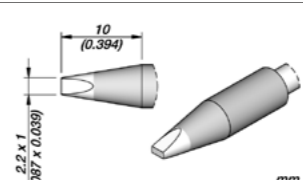
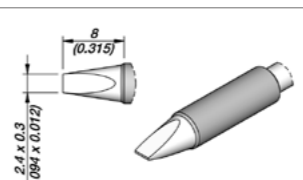
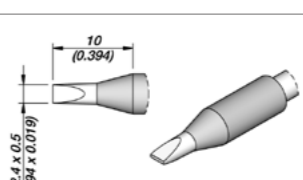
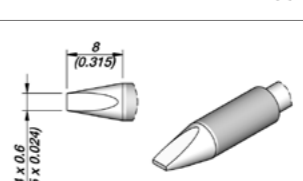
C245 Cartridge Range for T245 General Purpose Handles

	Ref.	Description	Image and dimensions	Suggested components	Compatible with
	C245126	Conical Bent Cartridge Ø 0.4 mm S3 Ø 0.016 in		Package 0201, 0402 Fine pitch 0.65 mm QFP, IC	Stations: CDB, CDEB Control Units: DI, DDE, DME
	C245786	Conical Bent Cartridge Ø 0.4 mm S4 Ø 0.016 in		Package 0201, 0402 Fine pitch 0.65 mm QFP, IC	Stations: CDB, CDEB Control Units: DI, DDE, DME
	C245929	Conical Bent Cartridge Ø 0.6 mm Ø 0.024 in		Package 0603 QFP, IC	Stations: CDB, CDEB Control Units: DI, DDE, DME
	C245935	Conical Bent Cartridge Ø 0.8 mm Ø 0.031 in		Through-hole	Stations: CDB, CDEB Control Units: DI, DDE, DME
	C245904	Conical Bent Cartridge Ø 1 mm Ø 0.039 in		General use	Stations: CDB, CDEB Control Units: DI, DDE, DME
	C245259	Conical Bent Cartridge Ø 1.5 mm Ø 0.059 in		General use	Stations: CDB, CDEB Control Units: DI, DDE, DME
	C245260	Conical Bent Cartridge Ø 2 mm HT Ø 0.079 in		General use	Stations: CDB, CDEB Control Units: DI, DDE, DME
	C245627	Conical Bent Cartridge Ø 3 mm Ø 0.118 in		General use	Stations: CDB, CDEB Control Units: DI, DDE, DME


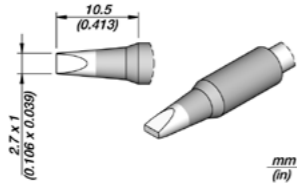
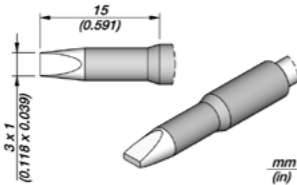
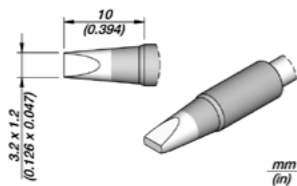
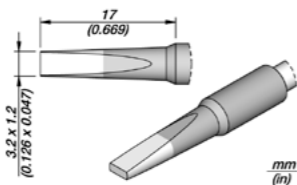
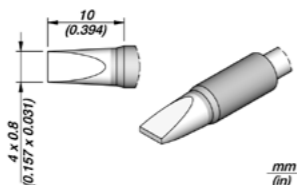
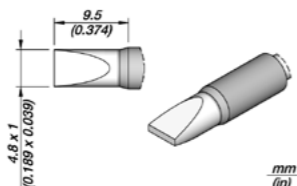
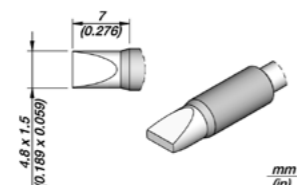
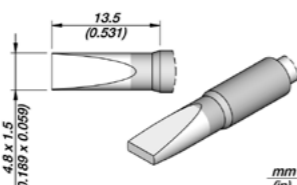
C245 Cartridge Range for T245 General Purpose Handles

	Ref.	Description	Image and dimensions	Suggested components	Compatible with
	C245628	Conical Bent Cartridge Ø 4 mm HT Ø 0.157 in		General use	Stations: CDB, CDEB Control Units: DI, DDE, DME
	C245731	Chisel Cartridge 0.6 x 0.3 mm 0.024 x 0.011 in		Package 0603	Stations: CDB, CDEB Control Units: DI, DDE, DME
	C245773	Chisel Cartridge 0.8 x 0.3 mm 0.031 x 0.011 in		Package 0805 Through-hole	Stations: CDB, CDEB Control Units: DI, DDE, DME
	C245742	Chisel Cartridge 0.8 x 0.6 mm HT 0.032 x 0.024 in		Package 0805 Through-hole	Stations: CDB, CDEB Control Units: DI, DDE, DME
	C245170	Chisel Cartridge 1 x 0.5 mm 0.039 x 0.020 in		General use	Stations: CDB, CDEB Control Units: DI, DDE, DME
	C245774	Chisel Cartridge 1.2 x 0.3 mm 0.047 x 0.012 in		General use	Stations: CDB, CDEB Control Units: DI, DDE, DME
	C245906	Chisel Cartridge 1.2 x 0.7 mm 0.047 x 0.027 in		General use	Stations: CDB, CDEB Control Units: DI, DDE, DME
	C245406	Chisel Cartridge 1.2 x 0.7 mm HT 0.047 x 0.028 in		General use	Stations: CDB, CDEB Control Units: DI, DDE, DME


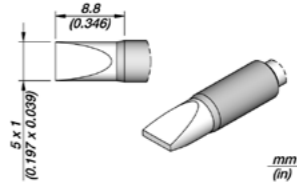
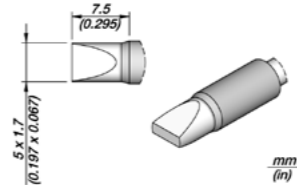
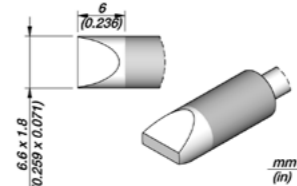

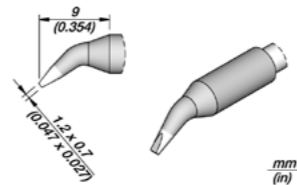
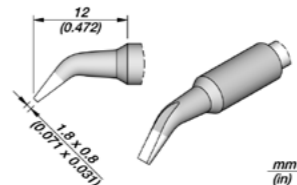
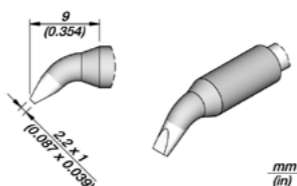
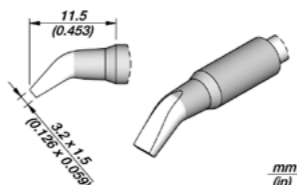
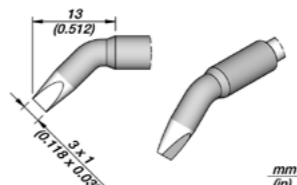
C245 Cartridge Range for T245 General Purpose Handles

	Ref.	Description	Image and dimensions	Suggested components	Compatible with
	C245768	Chisel Cartridge 1.5 x 0.3 mm 0.059 x 0.012 in		General use	Stations: CDB, CDEB Control Units: DI, DDE, DME
	C245171	Chisel Cartridge 1.8 x 0.5 mm 0.071 x 0.020 in		General use	Stations: CDB, CDEB Control Units: DI, DDE, DME
	C245944	Chisel Cartridge 1.8 x 0.8 mm 0.070 x 0.031 in		General use	Stations: CDB, CDEB Control Units: DI, DDE, DME
	C245907	Chisel Cartridge 2.2 x 1 mm 0.087 x 0.039 in		General use	Stations: CDB, CDEB Control Units: DI, DDE, DME
	C245407	Chisel Cartridge 2.2 x 1 mm HT 0.087 x 0.039 in		General use	Stations: CDB, CDEB Control Units: DI, DDE, DME
	C245770	Chisel Cartridge 2.4 x 0.3 mm 0.094 x 0.012 in		General use	Stations: CDB, CDEB Control Units: DI, DDE, DME
	C245759	Chisel Cartridge 2.4 x 0.5 mm HT 0.094 x 0.019 in		General use	Stations: CDB, CDEB Control Units: DI, DDE, DME
	C245741	Chisel Cartridge 2.4 x 0.6 mm HT 0.095 x 0.024 in		General use	Stations: CDB, CDEB Control Units: DI, DDE, DME


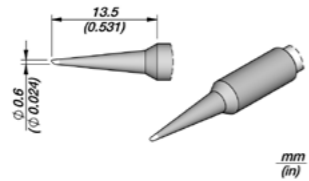
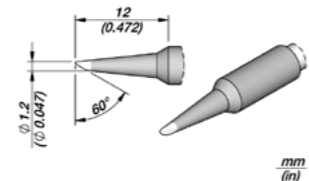
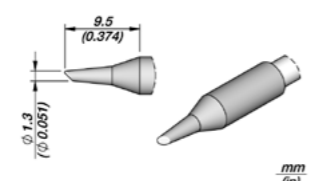
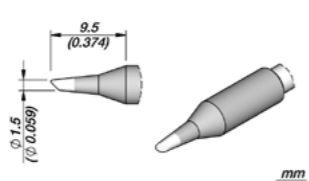
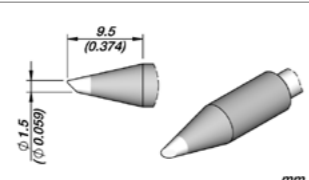
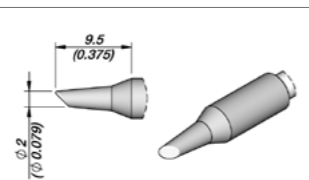
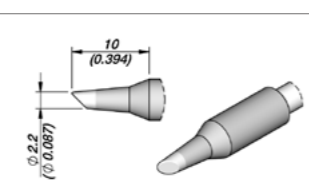
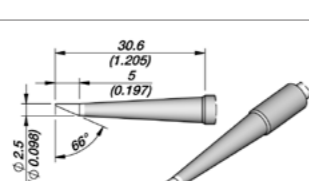
C245 Cartridge Range for T245 General Purpose Handles

	Ref.	Description	Image and dimensions	Suggested components	Compatible with
	C245729	Chisel Cartridge 2.7 x 1 mm 0.106 x 0.039 in		General use	Stations: CDB, CDEB Control Units: DI, DDE, DME
	C245061	Chisel Cartridge 3 x 1 mm 0.118 x 0.039 in		General use	Stations: CDB, CDEB Control Units: DI, DDE, DME
	C245911	Chisel Cartridge 3.2 x 1.2 mm 0.126 x 0.047 in		General use	Stations: CDB, CDEB Control Units: DI, DDE, DME
	C245775	Chisel Cartridge 3.2 x 1.2 mm S1 0.126 x 0.047 in		General use	Stations: CDB, CDEB Control Units: DI, DDE, DME
	C245755	Chisel Cartridge 4 x 0.8 mm HT 0.157 x 0.031 in		General use	Stations: CDB, CDEB Control Units: DI, DDE, DME
	C245756	Chisel Cartridge 4.8 x 1 mm HT 0.189 x 0.374 in		General use	Stations: CDB, CDEB Control Units: DI, DDE, DME
	C245908	Chisel Cartridge 4.8 x 1.5 mm HT S1 0.189 x 0.059 in		General use	Stations: CDB, CDEB Control Units: DI, DDE, DME
	C245708	Chisel Cartridge 4.8 x 1.5 mm HT S2 0.189 x 0.059 in		General use	Stations: CDB, CDEB Control Units: DI, DDE, DME


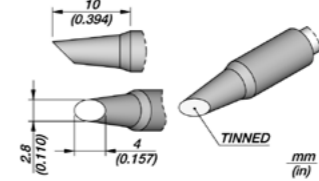
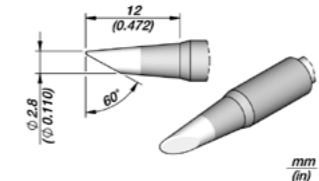
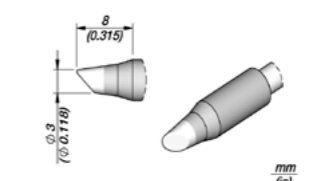
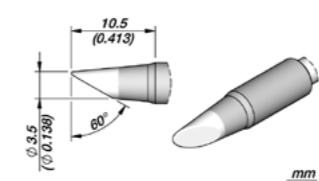
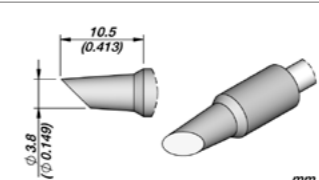
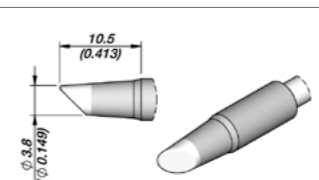
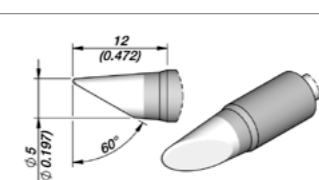

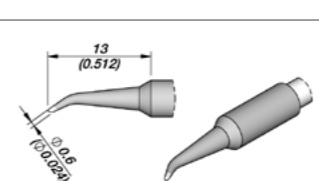
C245 Cartridge Range for T245 General Purpose Handles

	Ref.	Description	Image and dimensions	Suggested components	Compatible with
	C245967	Chisel Cartridge 5 x 1 mm HT 0.197 x 0.039 in		General use	Stations: CDB, CDEB Control Units: DI, DDE, DME
	C245069	Chisel Cartridge 5 x 1.7 mm HT 0.197 x 0.067 in		General use	Stations: CDB, CDEB Control Units: DI, DDE, DME
	C245966	Chisel Cartridge 6.6 x 1.8 mm HT 0.259 x 0.071 in		General use	Stations: CDB, CDEB Control Units: DI, DDE, DME
	C245962	Chisel Bent Cartridge 1.2 x 0.7 mm 0.047 x 0.027 in		General use	Stations: CDB, CDEB Control Units: DI, DDE, DME
	C245963	Chisel Bent Cartridge 1.8 x 0.8 mm 0.071 x 0.031 in		General use	Stations: CDB, CDEB Control Units: DI, DDE, DME
	C245946	Chisel Bent Cartridge 2.2 x 1 mm 0.087 x 0.039 in		General use	Stations: CDB, CDEB Control Units: DI, DDE, DME
	C245732	Chisel Bent Cartridge 3.2 x 1.5 mm 0.126 x 0.059 in		General use	Stations: CDB, CDEB Control Units: DI, DDE, DME
	C245761	Chisel Bent Cartridge 3 x 1 mm 0.118 x 0.039 in		General use	Stations: CDB, CDEB Control Units: DI, DDE, DME

C245 Cartridge Range for T245 General Purpose Handles

	Ref.	Description	Image and dimensions	Suggested components	Compatible with
	C245747	Bevel Cartridge Ø 0.6 mm Ø 0.024 in		Package 0603 Through-hole	Stations: CDB, CDEB Control Units: DI, DDE, DME
	C245710	Bevel Cartridge Ø 1.2 mm Ø 0.047 in		Drag soldering Through-hole	Stations: CDB, CDEB Control Units: DI, DDE, DME
	C245064	Bevel Cartridge Ø 1.3 mm Ø 0.051 in		Drag soldering Through-hole Hoof tip with reduced tinned surface, ideal for touch-up	Stations: CDB, CDEB Control Units: DI, DDE, DME
	C245905	Bevel Cartridge Ø 1.5 mm Ø 0.059 in		Drag soldering Through-hole	Stations: CDB, CDEB Control Units: DI, DDE, DME
	C245405	Bevel Cartridge Ø 1.5 mm HT Ø 0.059 in		Drag soldering Through-hole	Stations: CDB, CDEB Control Units: DI, DDE, DME
	C245102	Bevel Cartridge Ø 2 mm Ø 0.079 in		Drag soldering Through-hole Hoof tip with reduced tinned surface, ideal for touch-up	Stations: CDB, CDEB Control Units: DI, DDE, DME
	C245945	Bevel Cartridge Ø 2.2 mm Ø 0.087 in		Drag soldering Through-hole	Stations: CDB, CDEB Control Units: DI, DDE, DME
	C245795	Bevel Cartridge Ø 2.5 mm L Ø 0.098 in		Drag soldering Through-hole	Stations: CDB, CDEB Control Units: DI, DDE, DME

C245 Cartridge Range for T245 General Purpose Handles

	Ref.	Description	Image and dimensions	Suggested components	Compatible with
	C245784	Bevel Cartridge Ø 2.8 mm Ø 0.110 in		Drag soldering Through-hole	Stations: CDB, CDEB Control Units: DI, DDE, DME
	C245793	Bevel Cartridge Ø 2.8 mm - 60° Ø 0.110 in - 60°		Drag soldering Through-hole	Stations: CDB, CDEB Control Units: DI, DDE, DME
	C245912	Bevel Cartridge Ø 3 mm Ø 0.118 in		Drag soldering Through-hole	Stations: CDB, CDEB Control Units: DI, DDE, DME
	C245056	Bevel Cartridge Ø 3.5 mm HT Ø 0.138 in		Drag soldering Through-hole	Stations: CDB, CDEB Control Units: DI, DDE, DME
	C245797	Bevel Cartridge Ø 3.8 mm Ø 0.149 in		Hoof Tip with reduced tinned surface, ideal for touch-up	Stations: CDB, CDEB Control Units: DI, DDE, DME
	C245951	Bevel Cartridge Ø 3.8 mm HT Ø 0.149 in		Drag soldering Through-hole	Stations: CDB, CDEB Control Units: DI, DDE, DME
	C245766	Bevel Cartridge Ø 5 mm Ø 0.197 in		Wide area	Stations: CDB, CDEB Control Units: DI, DDE, DME
	C245748	Bevel Bent Cartridge Ø 0.6 mm S1 Ø 0.024 in		Package 0603 Through-hole	Stations: CDB, CDEB Control Units: DI, DDE, DME


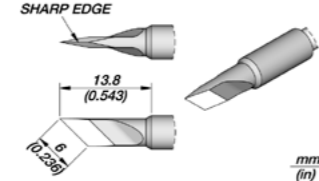
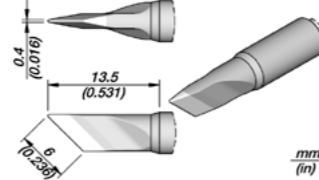
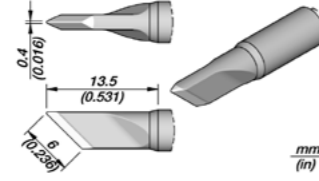
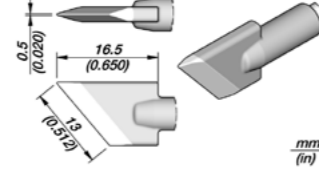

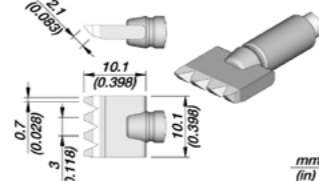
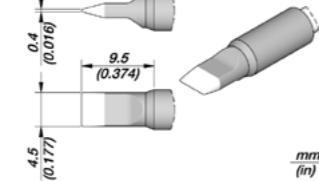
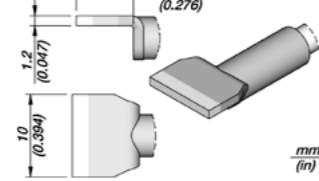
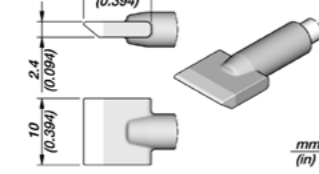
C245 Cartridge Range for T245 General Purpose Handles

Ref.	Description	Image and dimensions	Suggested components	Compatible with
C245749	Bevel Bent Cartridge Ø 0.6 mm S2 Ø 0.024 in		Package 0603 Through-hole	Stations: CDB, CDEB Control Units: DI, DDE, DME
C245965	Spoon Cartridge Ø 1.9 mm Ø 0.075 in		Drag soldering	Stations: CDB, CDEB Control Units: DI, DDE, DME
C245067	Spoon Cartridge Ø 2.3 mm Ø 0.091 in		Drag soldering	Stations: CDB, CDEB Control Units: DI, DDE, DME
C245931	Spoon Cartridge Ø 2.7 mm Ø 0.106 in		Drag soldering	Stations: CDB, CDEB Control Units: DI, DDE, DME
C245938	Spoon Cartridge Ø 3.8 mm Ø 0.149 in		Drag soldering	Stations: CDB, CDEB Control Units: DI, DDE, DME
C245790	Barrel Cartridge Ø 0.8 mm Ø 0.031 in		Through-hole Cable sold/desol	Stations: CDB, CDEB Control Units: DI, DDE, DME
C245785	Barrel Cartridge Ø 1.5 mm Ø 0.059 in		Through-hole Cable sold/desol	Stations: CDB, CDEB Control Units: DI, DDE, DME
C245763	Barrel Cartridge Ø 2.5 mm Ø 0.098 in		Through-hole Cable sold/desol	Stations: CDB, CDEB Control Units: DI, DDE, DME


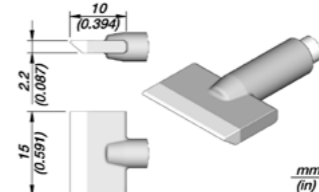
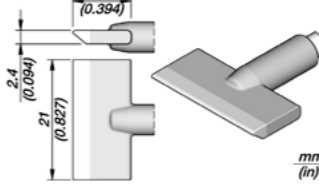
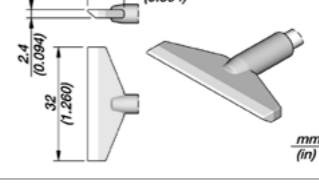
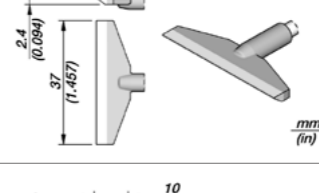
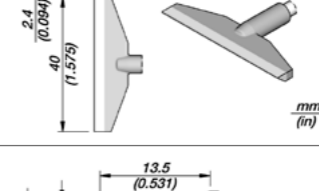

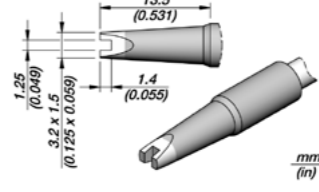
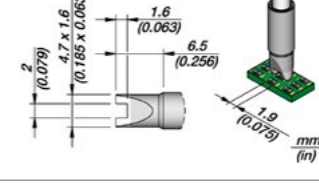
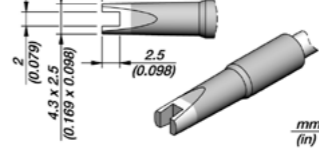
C245 Cartridge Range for T245 General Purpose Handles

Ref.	Description	Image and dimensions	Suggested components	Compatible with
C245760	Barrel Cartridge Ø 3.5 mm Ø 0.138 in		Through-hole Cable sold/desol	Stations: CDB, CDEB Control Units: DI, DDE, DME
C245118	Pin / Wire Cartridge 0.4 mm 0.016 in		Through-hole Wire tinning	Stations: CDB, CDEB Control Units: DI, DDE, DME
C245117	Pin / Connector Cartridge Ø 1.4 mm Ø 0.055 in		Through-hole	Stations: CDB, CDEB Control Units: DI, DDE, DME
C245116	Pin / Connector Cartridge R. 1 mm R. 0.039 in		Through-hole Coaxial connector	Stations: CDB, CDEB Control Units: DI, DDE, DME
C245122	Pin / Connector Cartridge 1.5 x 0.5 mm 0.059 x 0.019 in		Cylinder parts	Stations: CDB, CDEB Control Units: DI, DDE, DME
C245762	Round Connector Cartridge R. 4.5 mm R. 0.177 in		Cable sold/desol	Stations: CDB, CDEB Control Units: DI, DDE, DME
C245789	Knife Cartridge 3.8 x 0.3 mm 0.150 x 0.012 in		Drag soldering	Stations: CDB, CDEB Control Units: DI, DDE, DME
C245941	Knife Cartridge 6 x 0.3 mm 0.236 x 0.012 in		Drag soldering	Stations: CDB, CDEB Control Units: DI, DDE, DME


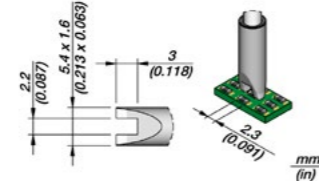
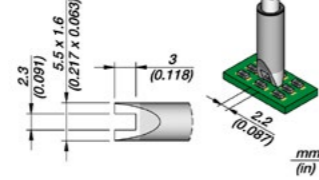
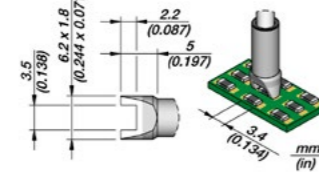
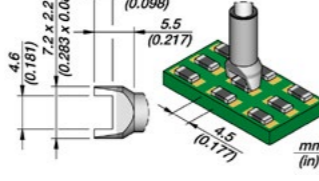

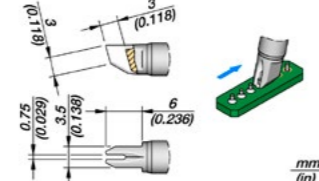
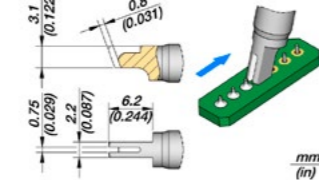
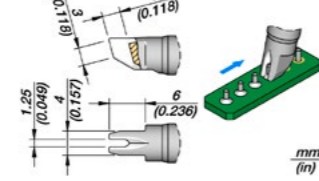
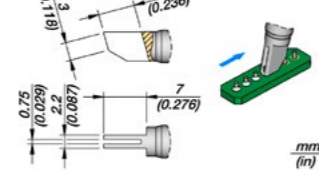
C245 Cartridge Range for T245 General Purpose Handles

	Ref.	Description	Image and dimensions	Suggested components	Compatible with
	C245940	Knife Cartridge 6.0 x 0.1 mm 0.236 x 0.118 in		Drag soldering	Stations: CDB, CDEB Control Units: DI, DDE, DME
	C245939	Knife Cartridge 6.0 x 0.4 mm 0.236 x 0.016 in		Drag soldering	Stations: CDB, CDEB Control Units: DI, DDE, DME
	C245765	Knife Cartridge 6.0 x 0.4 mm S1 0.236 x 0.016 in		Drag soldering	Stations: CDB, CDEB Control Units: DI, DDE, DME
	C245955	Knife Cartridge 13 x 0.5 mm 0.512 x 0.020 in		Drag Soldering Connector desoldering	Stations: CDB, CDEB Control Units: DI, DDE, DME
	C245728	Multipad Blade Cartridge 10.1 mm 0.398 in		Connector solder / desolder	Stations: CDB, CDEB Control Units: DI, DDE, DME
	C245799	Blade Cartridge 4.5 mm 0.177 in		Pad cleaning Connector desoldering	Stations: CDB, CDEB Control Units: DI, DDE, DME
	C245730	Blade Cartridge 10 mm S2 0.394 in		Pad cleaning Connector desoldering	Stations: CDB, CDEB Control Units: DI, DDE, DME
	C245914	Blade Cartridge 10 mm S1 0.394 in		Pad cleaning Connector desoldering	Stations: CDB, CDEB Control Units: DI, DDE, DME


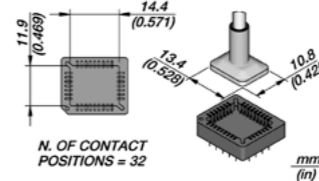
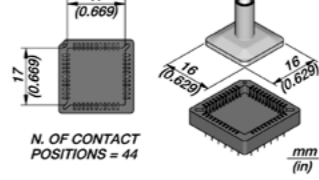
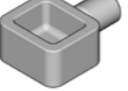
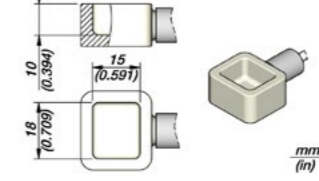

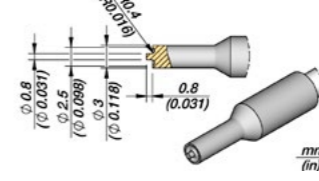
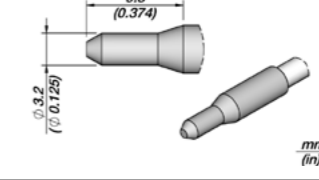
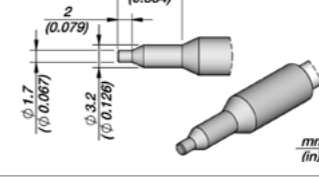
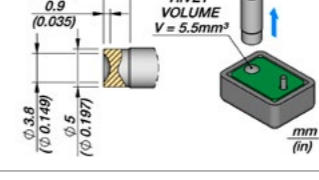
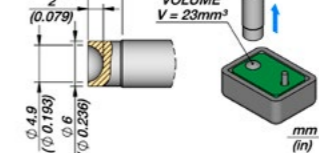
C245 Cartridge Range for T245 General Purpose Handles

	Ref.	Description	Image and dimensions	Suggested components	Compatible with
	C245752	Blade Cartridge 15 mm 0.591 in		Pad cleaning Connector desoldering	Stations: CDB, CDEB Control Units: DI, DDE, DME
	C245913	Blade Cartridge 21 mm 0.827 in		Pad cleaning Connector desoldering	Stations: CDB, CDEB Control Units: DI, DDE, DME
	C245949	Blade Cartridge 32 mm 1.260 in		Pad cleaning Connector desoldering	Stations: CDB, CDEB Control Units: DI, DDE, DME
	C245776	Blade Cartridge 37 mm 1.457 in		Pad cleaning Connector desoldering	Stations: CDB, CDEB Control Units: DI, DDE, DME
	C245792	Blade Cartridge 40 mm 1.575 in		Pad cleaning Connector desoldering	Stations: CDB, CDEB Control Units: DI, DDE, DME
		C245757	Chip Cartridge 1.25 mm 0.049 in		SMD resistors SMD capacitors
C245016		Chip Cartridge 1.9 mm 0.075 in		SMD resistors SMD capacitors	Stations: CDB, CDEB Control Units: DI, DDE, DME
C245758		Chip Cartridge 2 mm 0.079 in		SMD resistors SMD capacitors	Stations: CDB, CDEB Control Units: DI, DDE, DME


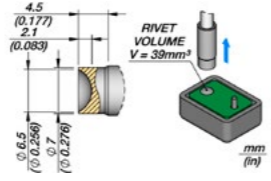
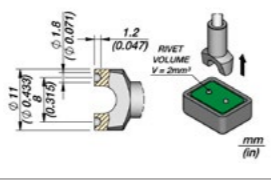
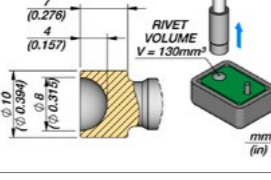
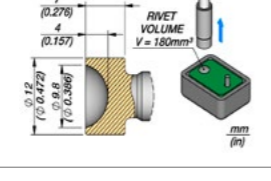
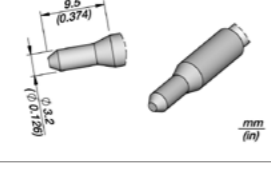
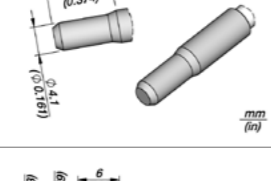
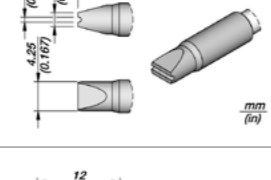
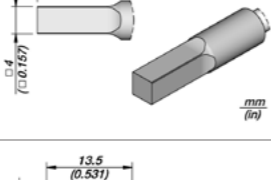

C245 Cartridge Range for T245 General Purpose Handles

Ref.	Description	Image and dimensions	Suggested components	Compatible with
 C245017	Chip Cartridge 2.3 mm S1 0.091 in		SMD resistors SMD capacitors	Stations: CDB, CDEB Control Units: DI, DDE, DME
C245150	Chip Cartridge 2.2 mm S2 0.087 in		SMD resistors SMD capacitors	Stations: CDB, CDEB Control Units: DI, DDE, DME
C245018	Chip Cartridge 3.4 mm 0.134 in		SMD resistors SMD capacitors	Stations: CDB, CDEB Control Units: DI, DDE, DME
C245019	Chip Cartridge 4.5 mm 0.177 in		SMD resistors SMD capacitors	Stations: CDB, CDEB Control Units: DI, DDE, DME
 C245754	Drag Cartridge 0.75 mm 0.029 in		Drag soldering	Stations: CDB, CDEB Control Units: DI, DDE, DME
C245701	Drag Cartridge 0.75 mm 0.029 in		Drag soldering	Stations: CDB, CDEB Control Units: DI, DDE, DME
C245751	Drag Cartridge 1.25 mm 0.049 in		Drag soldering	Stations: CDB, CDEB Control Units: DI, DDE, DME
C245796	Drag Cartridge 2.2 x 0.75 mm 0.087 x 0.029 in		Drag soldering	Stations: CDB, CDEB Control Units: DI, DDE, DME


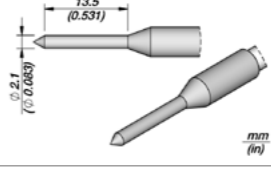
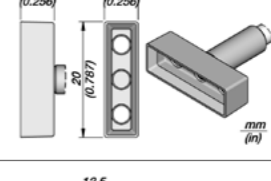

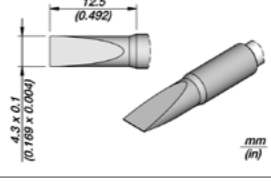

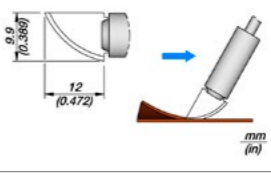
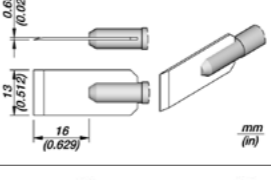

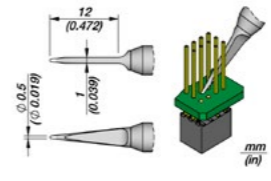
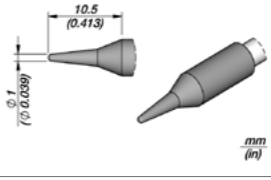
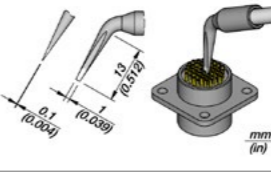
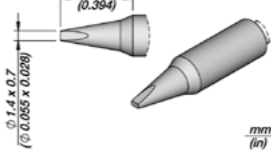
C245 Cartridge Range for T245 General Purpose Handles

Ref.	Description	Image and dimensions	Suggested components	Compatible with
 C245248	Socket Cartridge 11.9 x 14.4 mm 0.469 x 0.571 in		PLCC sockets	Stations: CDB, CDEB Control Units: DI, DDE, DME
C245247	Socket Cartridge 17 x 17 mm 0.669 x 0.669 in		PLCC sockets	Stations: CDB, CDEB Control Units: DI, DDE, DME
 C245SP01	Solder Pot Cartridge 15 x 18 mm 0.591 x 0.709 in		Tinning wires, Desoldering and Through-hole Multipin components	Stations: CDB, CDEB Control Units: DI, DDE, DME
 C245163	Hollow Heat Staking Cartridge Ø 2.5 mm Ø 0.098 in		Chrome finish, design for plastic rivets	Stations: CDB, CDEB Control Units: DI, DDE, DME
C245688	Heat Staking Bend Cartridge Ø 3.2 mm Ø 0.125 in		Plastics	Stations: CDB, CDEB Control Units: DI, DDE, DME
C245166	Plastics Inox. Cartridge Ø 1.7 mm Ø 0.067 in		Plastics	Stations: CDB, CDEB Control Units: DI, DDE, DME
C245053	Heat Staking Cartridge Ø 3.8 mm Ø 0.149 in		Chrome finish, design for plastic rivets	Stations: CDB, CDEB Control Units: DI, DDE, DME
C245052	Heat Staking Cartridge Ø 4.9 mm Ø 0.193 in		Chrome finish, design for plastic rivets	Stations: CDB, CDEB Control Units: DI, DDE, DME

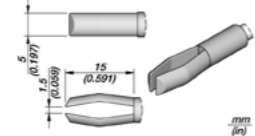
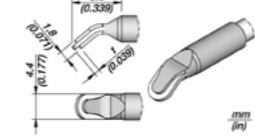
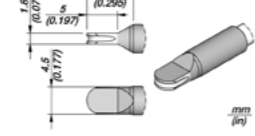
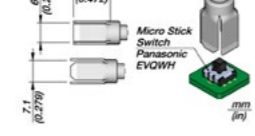
C245 Cartridge Range for T245 General Purpose Handles

	Ref.	Description	Image and dimensions	Suggested components	Compatible with
	C245054	Heat Staking Cartridge Ø 6.5 mm Ø 0.256 in		Chrome finish, design for plastic rivets	Stations: CDB, CDEB Control Units: DI, DDE, DME
	C245143	Double Heat Staking Cartridge Ø 1.8 mm Ø 0.071 in		Chrome finish, design for plastic rivets	Stations: CDB, CDEB Control Units: DI, DDE, DME
	C245798	Heat Staking Cartridge Ø 8 mm Ø 0.315 in		Chrome finish, design for plastic rivets	Stations: CDB, CDEB Control Units: DI, DDE, DME
	C245791	Heat Staking Cartridge Ø 9.8 mm Ø 0.386 in		Chrome finish, design for plastic rivets	Stations: CDB, CDEB Control Units: DI, DDE, DME
	C245312	Heat Staking Cartridge Ø 3.2 mm Ø 0.126 in		Plastics	Stations: CDB, CDEB Control Units: DI, DDE, DME
	C245313	Cartridge for Plastics Ø 4.1 mm Ø 0.161 in		Plastics	Stations: CDB, CDEB Control Units: DI, DDE, DME
	C245124	Cartridge for Plastics 4.25 x 2 mm 0.167 x 0.079 in		Plastics	Stations: CDB, CDEB Control Units: DI, DDE, DME
	C245123	Cartridge for Plastics 4 x 4 mm 0.157 in		Plastics	Stations: CDB, CDEB Control Units: DI, DDE, DME
	C245168	Thermal Hole-Punch Cartridge for Plastic Ø 3.1 mm Ø 0.122 in		Plastics	Stations: CDB, CDEB Control Units: DI, DDE, DME

C245 Cartridge Range for T245 General Purpose Handles

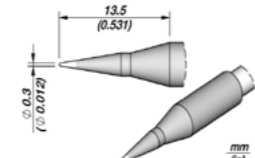
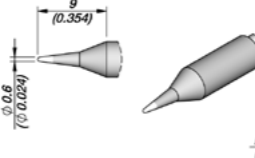
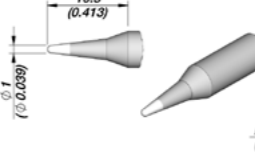
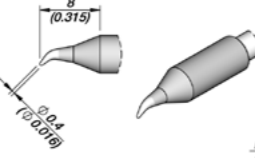
	Ref.	Description	Image and dimensions	Suggested components	Compatible with
	C245167	Thermal Hole-Punch Cartridge for Plastic Ø 2.1 mm Ø 0.083 in		Plastics	Stations: CDB, CDEB Control Units: DI, DDE, DME
	C245311	Cartridge for Plastics 20 x 6 mm 0.787 x 0.256 in		Plastics	Stations: CDB, CDEB Control Units: DI, DDE, DME
	C245109	Conformal Coating Removal Cartridge 4.3 x 0.1 mm 0.169 x 0.004 in		Remove underfill encapsulants	Stations: CDB, CDEB Control Units: DI, DDE, DME
	C245138	Cutter Cartridge 12 mm 0.472 in		Plastic Rubber cutter	Stations: CDB, CDEB Control Units: DI, DDE, DME
	C245121	Cutter Cartridge 13 mm 0.512 in		Plastic Rubber cutter	Stations: CDB, CDEB Control Units: DI, DDE, DME
	C245764	Fine Pitch Cartridge Ø 0.5 mm Ø 0.019 in		Package 0603 QFP, IC Fine pitch	Stations: CDB, CDEB Control Units: DI, DDE, DME
	C245119	Conical Teflon Cartridge Ø 1 mm Ø 0.039 in		Plastics	Stations: CDB, CDEB Control Units: DI, DDE, DME
	C245771	Bent Cartridge 1 x 0.1 mm 0.039 x 0.004 in		Cable soldering to connector Fine pitch	Stations: CDB, CDEB Control Units: DI, DDE, DME
	C245772	Nickel Cartridge Ø 1.4 x 0.7 mm S1 Ø 0.055 x 0.028 in		HMP Soldering	Stations: CDB, CDEB Control Units: DI, DDE, DME

C245 Cartridge Range for T245 General Purpose Handles

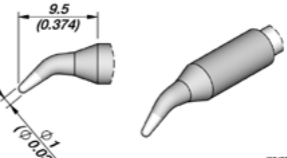
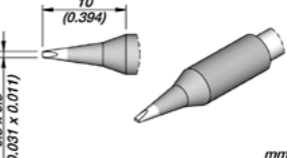
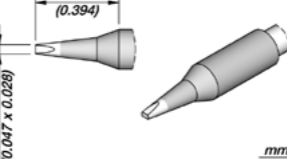
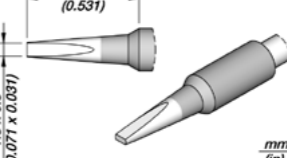
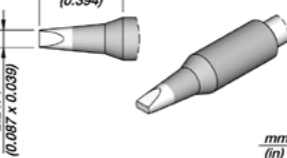
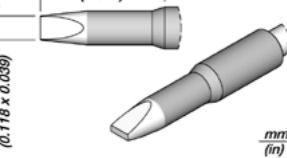
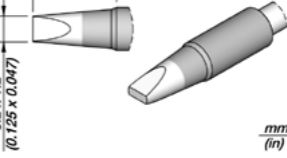
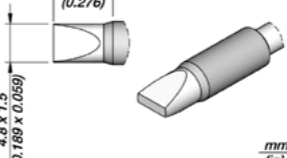
Ref.	Description	Image and dimensions	Suggested components	Compatible with
C245268	Pin/Wire Cartridge 1.5 mm 0.059 in		Through-hole	Stations: CDB, CDEB Control Units: DI, DDE, DME
C245010	J-Lead Cartridge 4.4 x 1.8 mm 0.177 x 0.071 in		Drag Soldering J-lead	Stations: CDB, CDEB Control Units: DI, DDE, DME
C245009	S-Lead Cartridge 4.5 x 1.8 mm 0.177 x 0.071 in		Drag Soldering	Stations: CDB, CDEB Control Units: DI, DDE, DME
C245136	Micro Stick Switch Cartridge 7.1 x 6.5 mm 0.279 x 0.256 in		Micro Stick desoldering	Stations: CDB, CDEB Control Units: DI, DDE, DME

C245L Longer Cartridge Range for T245 General Purpose Handles

C245L Cartridges are 20mm longer for easier access to difficult-to-reach joints.

Ref.	Description	Image and dimensions	Suggested components	Compatible with
C245230	Conical Cartridge Ø 0.3 mm L Ø 0.012 in		General use	Stations: CDB, CDEB Control Units: DI, DDE, DME
C245201	Conical Cartridge Ø 0.6 mm L Ø 0.024 in		Package 0603 QFP, IC	Stations: CDB, CDEB Control Units: DI, DDE, DME
C245803	Conical Cartridge Ø 1 mm L Ø 0.040 in		General use	Stations: CDB, CDEB Control Units: DI, DDE, DME
C245234	Conical Bent Cartridge Ø 0.4 mm S1 L Ø 0.016 in		Package 0201, 0402 Fine pitch 0.65 mm QFP, IC	Stations: CDB, CDEB Control Units: DI, DDE, DME

C245L Longer Cartridge Range for T245 General Purpose Handles

Ref.	Description	Image and dimensions	Suggested components	Compatible with
C245804	Conical Bent Cartridge Ø 1 mm L Ø 0.039 in		General use	Stations: CDB, CDEB Control Units: DI, DDE, DME
C245673	Chisel Cartridge 0.8 x 0.3 mm L 0.031 x 0.011 in		Package 0805 Through-hole	Stations: CDB, CDEB Control Units: DI, DDE, DME
C245806	Chisel Cartridge 1.2 x 0.7 mm L 0.047 x 0.028 in		General use	Stations: CDB, CDEB Control Units: DI, DDE, DME
C245844	Chisel Cartridge 1.8 x 0.8 mm L 0.071 x 0.031 in		General use	Stations: CDB, CDEB Control Units: DI, DDE, DME
C245807	Chisel Cartridge 2.2 x 1 mm L 0.087 x 0.039 in		General use	Stations: CDB, CDEB Control Units: DI, DDE, DME
C245261	Chisel Cartridge 3 x 1 mm L 0.118 x 0.039 in		General use	Stations: CDB, CDEB Control Units: DI, DDE, DME
C245811	Chisel Cartridge 3.2 x 1.2 mm L 0.125 x 0.047 in		General use	Stations: CDB, CDEB Control Units: DI, DDE, DME
C245808	Chisel Cartridge 4.8 x 1.5 mm HT L 0.189 x 0.059 in		General use	Stations: CDB, CDEB Control Units: DI, DDE, DME


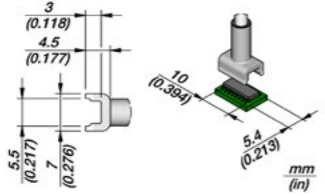
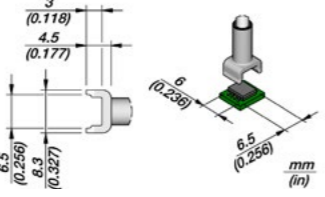
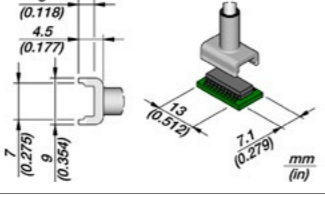
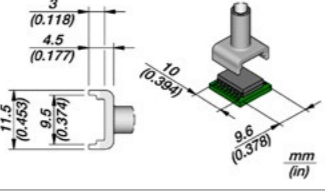
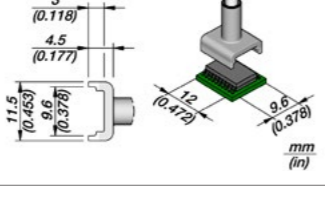
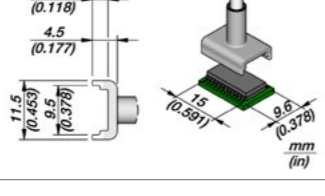
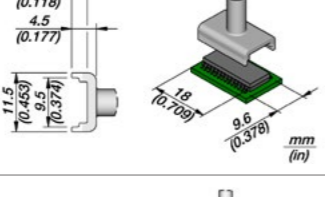
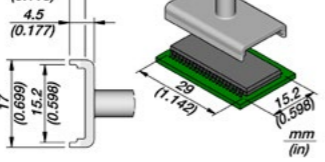
C245L Longer Cartridge Range for T245 General Purpose Handles

Ref.	Description	Image and dimensions	Suggested components	Compatible with
C245866	Chisel Cartridge 6.6 x 1.8 mm HT L 0.259 x 0.071 in		General use	Stations: CDB, CDEB Control Units: DI, DDE, DME
C245862	Chisel Bent Cartridge 1.2 x 0.7 mm L 0.047 x 0.028 in		General use	Stations: CDB, CDEB Control Units: DI, DDE, DME
C245863	Chisel Bent Cartridge 1.8 x 0.8 mm L 0.071 x 0.031 in		General use	Stations: CDB, CDEB Control Units: DI, DDE, DME
C245846	Chisel Bent Cartridge 2.2 x 1 mm L 0.087 x 0.039 in		General use	Stations: CDB, CDEB Control Units: DI, DDE, DME
C245845	Bevel Cartridge Ø 2.2 mm L Ø 0.087 in		Drag soldering Through-hole	Stations: CDB, CDEB Control Units: DI, DDE, DME
C245812	Bevel Cartridge Ø 3 mm L Ø 0.118 in		Drag soldering Through-hole	Stations: CDB, CDEB Control Units: DI, DDE, DME
C245256	Bevel Cartridge Ø 3.5 mm HT L Ø 0.138 in		Drag soldering Through-hole	Stations: CDB, CDEB Control Units: DI, DDE, DME
C245301	Bevel Cartridge Ø 8.8 mm Ø 0.346 in		Wide area	Stations: CDB, CDEB Control Units: DI, DDE, DME


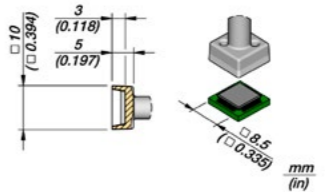
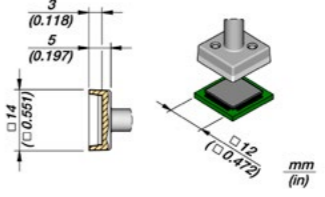
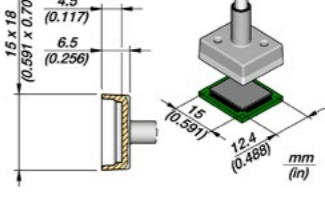
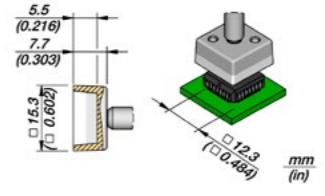
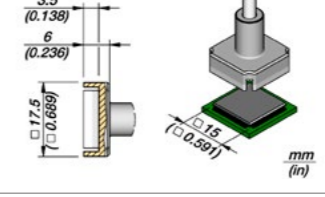
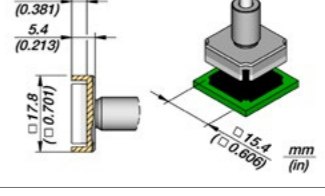
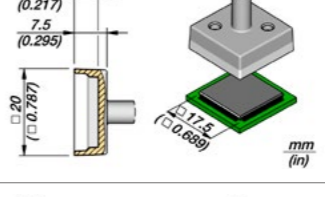
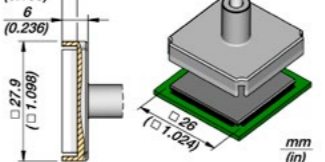
C245L Longer Cartridge Range for T245 General Purpose Handles

Ref.	Description	Image and dimensions	Suggested components	Compatible with
C245662	Round Connector Cartridge R. 4.5 mm L R. 0.177 in		Cable sold/desol	Stations: CDB, CDEB Control Units: DI, DDE, DME
C245658	Chip Cartridge 2.0 mm L 0.078 in		SMD resistors SMD capacitors	Stations: CDB, CDEB Control Units: DI, DDE, DME
C245654	Drag Cartridge 0.75 mm L 0.029 in		Drag soldering	Stations: CDB, CDEB Control Units: DI, DDE, DME
C245651	Drag Cartridge 1.25 mm L 0.049 in		Drag soldering	Stations: CDB, CDEB Control Units: DI, DDE, DME
C245667	Drag Cartridge 1.25 mm S1 L 0.049 in		Drag soldering	Stations: CDB, CDEB Control Units: DI, DDE, DME
C245669	Drag Cartridge 1.25 mm S2 L 0.049 in		Drag soldering	Stations: CDB, CDEB Control Units: DI, DDE, DME
C245220	Tunnel Cartridge 5.4 x 6 mm 0.213 x 0.236 in		Dual in Line IC	Stations: CDB, CDEB Control Units: DI, DDE, DME
C245250	Tunnel Cartridge 5.4 x 8 mm 0.213 x 0.315 in		Dual in Line IC	Stations: CDB, CDEB Control Units: DI, DDE, DME

C245L Longer Cartridge Range for T245 General Purpose Handles

Ref.	Description	Image and dimensions	Suggested components	Compatible with
 C245221	Tunnel Cartridge 5.4 x 10 mm 0.213 x 0.394 in		Dual in Line IC	Stations: CDB, CDEB Control Units: DI, DDE, DME
C245303	Tunnel Cartridge 6.5 x 6 mm 0.256 x 0.236 in		Dual in Line IC	Stations: CDB, CDEB Control Units: DI, DDE, DME
C245222	Tunnel Cartridge 7.1 x 13 mm 0.279 x 0.512 in		Dual in Line IC	Stations: CDB, CDEB Control Units: DI, DDE, DME
C245306	Tunnel Cartridge 9.6 x 10 mm 0.378 x 0.394 in		Dual in Line IC	Stations: CDB, CDEB Control Units: DI, DDE, DME
C245305	Tunnel Cartridge 9.6 x 12 mm 0.378 x 0.472 in		Dual in Line IC	Stations: CDB, CDEB Control Units: DI, DDE, DME
C245304	Tunnel Cartridge 9.6 x 15 mm 0.378 x 0.591 in		Dual in Line, IC	Stations: CDB, CDEB Control Units: DI, DDE, DME
C245215	Tunnel Cartridge 9.6 x 18 mm 0.378 x 0.709 in		Dual in Line IC	Stations: CDB, CDEB Control Units: DI, DDE, DME
C245226	Tunnel Cartridge 15.2 x 29 mm 0.598 x 1.142 in		Dual in Line IC	Stations: CDB, CDEB Control Units: DI, DDE, DME

C245L Longer Cartridge Range for T245 General Purpose Handles

Ref.	Description	Image and dimensions	Suggested components	Compatible with
 C245223	QFP Cartridge 8.5 x 8.5 mm 0.335 x 0.335 in		QFP	Stations: CDB, CDEB Control Units: DI, DDE, DME
C245224	QFP Cartridge 12 x 12 mm 0.472 x 0.472 in		QFP	Stations: CDB, CDEB Control Units: DI, DDE, DME
C245228	QFP Cartridge 12.4 x 15 mm 0.488 x 0.591 in		QFP	Stations: CDB, CDEB Control Units: DI, DDE, DME
C245351	QFP Cartridge 12.3 x 12.3 mm 0.484 x 0.484 in		QFP	Stations: CDB, CDEB Control Units: DI, DDE, DME
C245315	QFP Cartridge 15 x 15 mm 0.591 x 0.591 in		QFP	Stations: CDB, CDEB Control Units: DI, DDE, DME
C245352	QFP Cartridge 15.4 x 15.4 mm 0.606 x 0.606 in		QFP	Stations: CDB, CDEB Control Units: DI, DDE, DME
C245227	QFP Cartridge 17.5 x 17.5 mm 0.689 x 0.689 in		QFP	Stations: CDB, CDEB Control Units: DI, DDE, DME
C245344	QFP Cartridge 26 x 26 mm 1.024 x 1.024 in		QFP	Stations: CDB, CDEB Control Units: DI, DDE, DME

C245E Extended Tip Life Cartridge Range for T245 General Purpose Handles

C245E Cartridges have a reinforced protection on the tip that provides a longer life with a small reduction of thermal efficiency.

Ref.	Description	Image and dimensions	Suggested components	Compatible with
C245736E	Conical Cartridge Ø 1 mm Ø 0.039 in		General use	Stations: CDB, CDEB Control Units: DI, DDE, DME
C245909E	Conical Bent Cartridge Ø 1 mm Ø 0.039 in		General use	Stations: CDB, CDEB Control Units: DI, DDE, DME
C245629E	Conical Bent Cartridge Ø 4 mm Ø 0.157 in		General use	Stations: CDB, CDEB Control Units: DI, DDE, DME
C245159E	Chisel Cartridge 0.8 x 0.4 mm 0.031 x 0.016 in		General use	Stations: CDB, CDEB Control Units: DI, DDE, DME
C245158E	Chisel Cartridge 1.2 x 0.4 mm 0.047 x 0.016 in		General use	Stations: CDB, CDEB Control Units: DI, DDE, DME
C245160E	Chisel Cartridge 1.6 x 0.5 mm 0.063 x 0.020 in		General use	Stations: CDB, CDEB Control Units: DI, DDE, DME
C245155E	Chisel Cartridge 2.4 x 0.8 mm 0.094 x 0.031 in		General use	Stations: CDB, CDEB Control Units: DI, DDE, DME
C245735E	Chisel Cartridge 2.7 x 1 mm 0.106 x 0.039 in		General use	Stations: CDB, CDEB Control Units: DI, DDE, DME


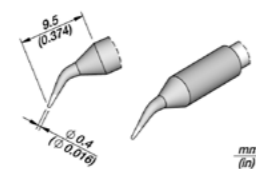
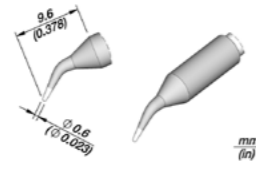
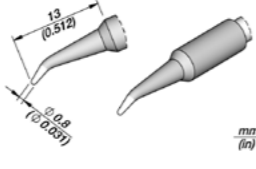
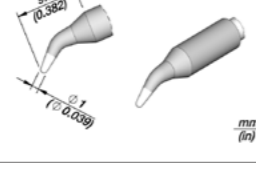
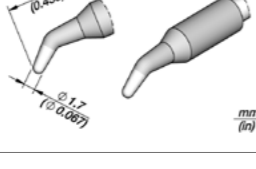
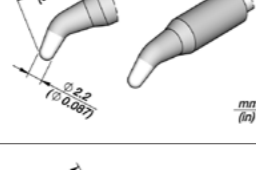
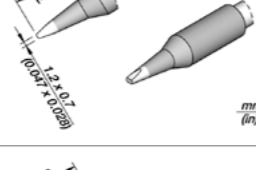

C245E Extended Tip Life Cartridge Range for T245 General Purpose Handles

Ref.	Description	Image and dimensions	Suggested components	Compatible with
C245161E	Chisel Cartridge 3.2 x 0.8 mm 0.126 x 0.031 in		General use	Stations: CDB, CDEB Control Units: DI, DDE, DME
C245070E	Chisel Cartridge 5 x 1.7 mm 0.197 x 0.067 in		General use	Stations: CDB, CDEB Control Units: DI, DDE, DME
C245968E	Chisel Cartridge 6.6 x 1.8 mm 0.260 x 0.071 in		General use	Stations: CDB, CDEB Control Units: DI, DDE, DME
C245175E	Bevel Cartridge Ø 1.2 mm Ø 0.047 in		Drag soldering Through-hole	Stations: CDB, CDEB Control Units: DI, DDE, DME
C245176E	Bevel Cartridge Ø 1.5 mm Ø 0.059 in		Drag soldering Through-hole	Stations: CDB, CDEB Control Units: DI, DDE, DME
C245156E	Bevel Cartridge Ø 2.4 mm Ø 0.094 in		Drag soldering Through-hole	Stations: CDB, CDEB Control Units: DI, DDE, DME
C245354E	Bevel Cartridge Ø 3.5 mm L Ø 0.138 in		Drag soldering Through-hole	Stations: CDB, CDEB Control Units: DI, DDE, DME
C245952E	Bevel Cartridge Ø 3.8 mm Ø 0.149 in		Drag soldering Through-hole	Stations: CDB, CDEB Control Units: DI, DDE, DME
C245157E	Knife Cartridge 7.2 mm 0.283 in		Drag soldering Through-hole	Stations: CDB, CDEB Control Units: DI, DDE, DME


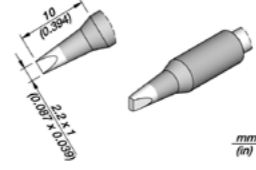
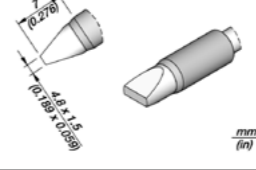

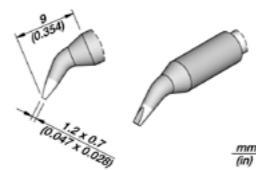
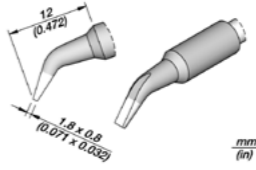
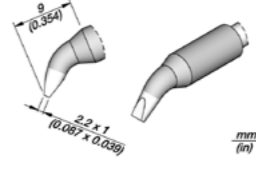
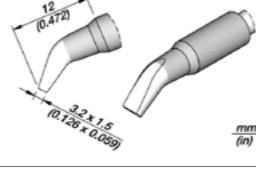
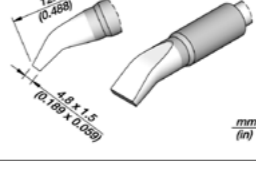
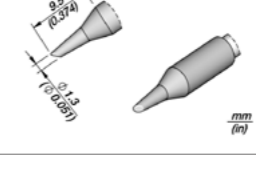
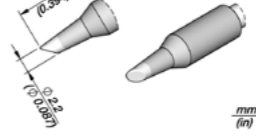


C250 Cartridge Range

for **ALE250** Auto-Feed Iron and **AP250** Solder Feed Iron

	Ref.	Description	Image and dimensions	Suggested components	Compatible with
	C250420	Conical Bent Cartridge Ø 0.4 mm Ø 0.016 in		Package 0201, 0402 Fine pitch 0.65 mm QFP, IC	Stations: ALE, CA
	C250401	Conical Bent Cartridge Ø 0.6 mm Ø 0.023 in		Package 0603 QFP, IC	Stations: ALE, CA
	C250402	Conical Bent Cartridge Ø 0.8 mm Ø 0.031 in		General use	Stations: ALE, CA
	C250403	Conical Bent Cartridge Ø 1 mm Ø 0.039 in		General use	Stations: ALE, CA
	C250409	Conical Bent Cartridge Ø 1.7 mm Ø 0.067 in		General use	Stations: ALE, CA
	C250410	Conical Bent Cartridge Ø 2.2 mm Ø 0.087 in		General use	Stations: ALE, CA
	C250407	Chisel Cartridge 1.2 x 0.7 mm 0.047 x 0.028 in		General use	Stations: ALE, CA
	C250408	Chisel Cartridge 2.2 x 1 mm S1 0.087 x 0.039 in		General use	Stations: ALE, CA

C250 Cartridge Range for **ALE250** Auto-Feed Iron and **AP250** Solder Feed Iron

	Ref.	Description	Image and dimensions	Suggested components	Compatible with
	C250413	Chisel Cartridge 2.2 x 1 mm S2 0.087 x 0.039 in		General use	Stations: ALE, CA
	C250411	Chisel Cartridge 4.8 x 1.5 mm 0.189 x 0.059 in		General use	Stations: ALE, CA
	C250404	Chisel Bent Cartridge 1.2 x 0.7 mm 0.047 x 0.028 in		General use	Stations: ALE, CA
	C250405	Chisel Bent Cartridge 1.8 x 0.8 mm 0.071 x 0.032 in		General use	Stations: ALE, CA
	C250406	Chisel Bent Cartridge 2.2 x 1 mm 0.087 x 0.039 in		General use	Stations: ALE, CA
	C250418	Chisel Bent Cartridge 3.2 x 1.5 mm 0.126 x 0.059 in		General use	Stations: ALE, CA
	C250412	Chisel Bent Cartridge 4.8 x 1.5 mm 0.189 x 0.059 in		General use	Stations: ALE, CA
	C250426	Bevel Cartridge Ø 1.3 mm Ø 0.051 in		Drag soldering Through-hole	Stations: ALE, CA
	C250414	Bevel Cartridge Ø 2.2 mm Ø 0.087 in		Drag soldering Through-hole	Stations: ALE, CA



C250 Cartridge Range for ALE250 Auto-Feed Iron and AP250 Solder Feed Iron

Ref.	Description	Image and dimensions	Suggested components	Compatible with
C250424	Bevel Cartridge Ø 3 mm Ø 0.118 in		Drag soldering Through-hole	Stations: ALE, CA
C250415	Bevel Cartridge Ø 3.8 mm Ø 0.149 in		Drag soldering Through-hole	Stations: ALE, CA

C250E Extended Tip Life Cartridge Range
for ALE250 Auto-Feed Iron and AP250 Solder Feed Iron

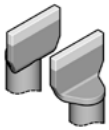
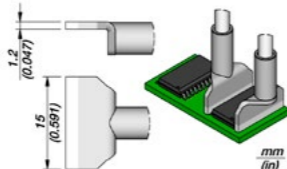
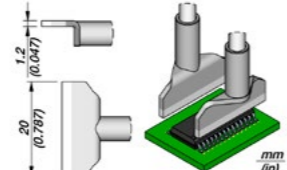
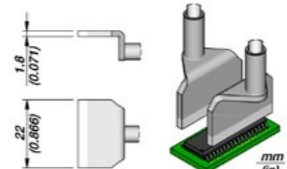
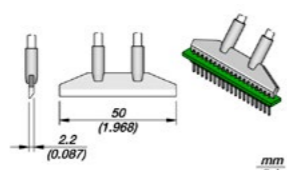
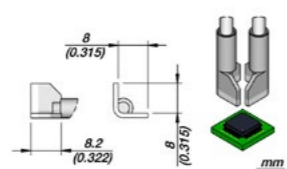

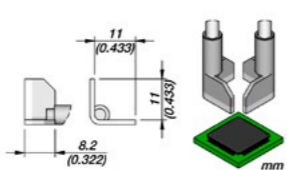
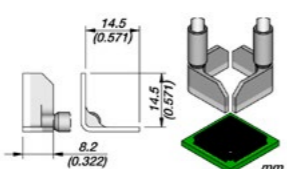
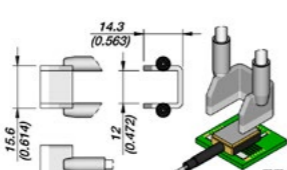
C250E Cartridges have a reinforced protection on the tip that provides a longer life with a small reduction of thermal efficiency.

Ref.	Description	Image and dimensions	Suggested components	Compatible with
C250428E	Conical Bent Cartridge Ø 1 mm Ø 0.039 in		Package 0201, 0402 Fine pitch 0.65 mm QFP, IC	Stations: ALE, CA
C250427E	Conical Bent Cartridge Ø 4 mm Ø 0.157 in		General use	Stations: ALE, CA
C250432E	Chisel Cartridge 0.4 x 1.2 mm 0.016 x 0.047 in		General use	Stations: ALE, CA
C250433E	Bevel Cartridge Ø 2 mm Ø 0.079 in		Drag soldering Through-hole	Stations: ALE, CA
C250429E	Bevel Cartridge Ø 3.8 mm Ø 0.150 in		Drag soldering Through-hole	Stations: ALE, CA

C420 Cartridge Range
for AT420 and HT420 Thermal Tweezers


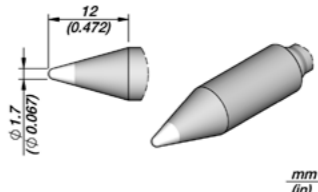
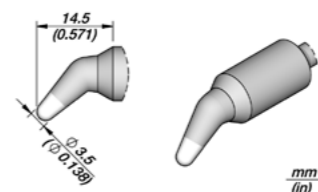
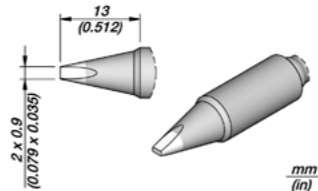
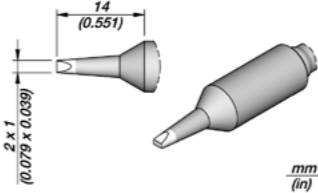
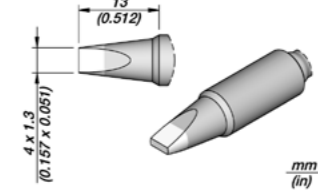
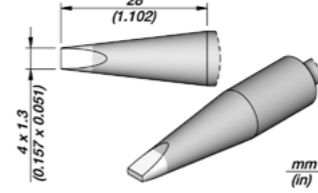
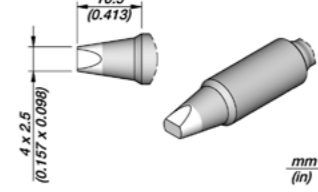
Ref.	Description	Image and dimensions	Suggested components	Compatible with
C420271	Chip Cartridge 1.5 mm 0.059 in		SMD resistors SMD capacitors	Control Units: DI, DDE, DME
C420287	Chip Cartridge 2 mm 0.079 in		Customized	Control Units: DI, DDE, DME
C420272	Chip Cartridge 2.6 mm 0.102 in		SMD resistors SMD capacitors	Control Units: DI, DDE, DME
C420273	Blade Cartridge 4 mm 0.157 in		Package 1210, 1812 SO, SOT DIP	Control Units: DI, DDE, DME
C420274	Blade Cartridge 6 mm 0.236 in		DIP IC	Control Units: DI, DDE, DME
C420275	Blade Cartridge 8 mm 0.315 in		DIP IC	Control Units: DI, DDE, DME
C420276	Blade Cartridge 10 mm 0.394 in		DIP IC	Control Units: DI, DDE, DME

C420 Cartridge Range for AT420 and HT420 Thermal Tweezers

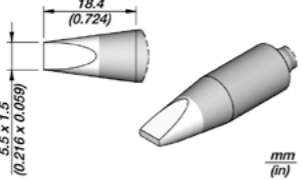
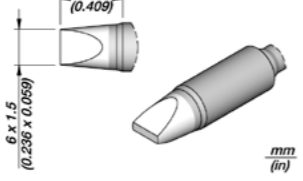
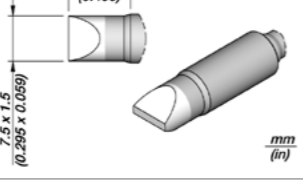
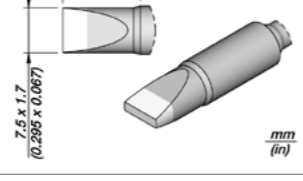
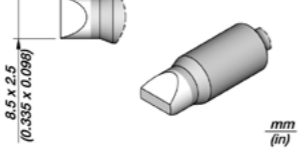
	Ref.	Description	Image and dimensions	Suggested components	Compatible with
	C420277	Blade Cartridge 15 mm 0.591 in		DIP IC	Control Units: DI, DDE, DME
	C420278	Blade Cartridge 20 mm 0.787 in		DIP IC	Control Units: DI, DDE, DME
	C420285	Blade Cartridge 22 mm 0.866 in		DIP IC	Control Units: DI, DDE, DME
	C420283	Blade Cartridge 50 mm 1.968 in		Pad cleaning Connector desoldering	Control Units: DI, DDE, DME
	C420279	QFP Cartridge 8 mm 0.315 in		QFP PLCC	Control Units: DI, DDE, DME
	C420280	QFP Cartridge 11 mm 0.433 in		QFP PLCC	Control Units: DI, DDE, DME
	C420288	QFP Cartridge 14.5 mm 0.571 in		QFP PLCC	Control Units: DI, DDE, DME
	C420286	"U" Shape Cartridge 15.6 x 14.3 mm 0.614 x 0.563 in		Customized	Control Units: DI, DDE, DME

C470 Cartridge Range for T470 and HT470 HD Heavy Duty Tools

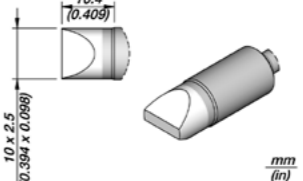
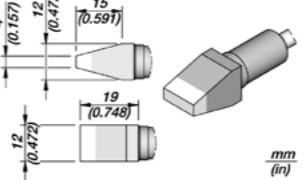
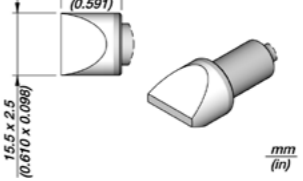
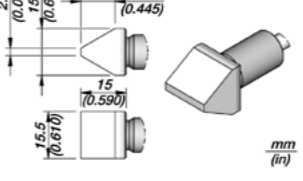
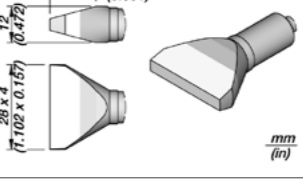
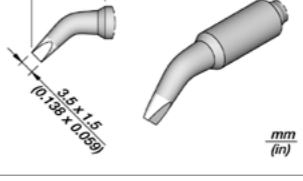
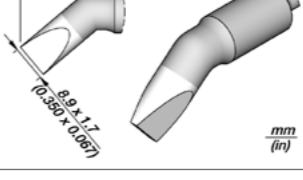
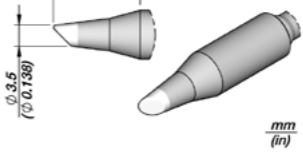


	Ref.	Description	Image and dimensions	Suggested components	Compatible with
	C470001	Conical Cartridge Ø 1.7 mm Ø 0.067 in		General use	Station: HDE
	C470008	Conical Bent Cartridge Ø 3.5 mm Ø 0.138 in		General use	Station: HDE
	C470013	Chisel Cartridge 2 x 0.9 mm 0.079 x 0.035 in		General use	Station: HDE
	C470036	Chisel Cartridge 2 x 1 mm 0.079 x 0.039 in		General use	Station: HDE
	C470014	Chisel Cartridge 4 x 1.3 mm S1 0.157 x 0.051 in		General use	Station: HDE
	C470040	Chisel Cartridge 4 x 1.3 mm S2 0.157 x 0.051 in		General use	Station: HDE
	C470035	Chisel Cartridge 4 x 2.5 mm 0.157 x 0.098 in		General use	Station: HDE

C470 Cartridge Range for T470 and HT470 HD Heavy Duty Tools

Ref.	Description	Image and dimensions	Suggested components	Compatible with
C470017	Chisel Cartridge 5 x 1.2 mm 0.197 x 0.047 in		General use	Station: HDE
C470009	Chisel Cartridge 5.5 x 1.5 mm 0.216 x 0.059 in		General use Sheet metal	Station: HDE
C470002	Chisel Cartridge 6 x 1.5 mm 0.236 x 0.059 in		General use Sheet metal	Station: HDE
C470015	Chisel Cartridge 6 x 1.7 mm 0.236 x 0.067 in		General use	Station: HDE
C470004	Chisel Cartridge 7.5 x 1.5 mm 0.295 x 0.059 in		General use Sheet metal	Station: HDE
C470016	Chisel Cartridge 7.5 x 1.7 mm 0.295 x 0.067 in		General use	Station: HDE
C470058	Chisel Cartridge 8 x 2.5 mm 0.315 x 0.098 in		General use Sheet metal	Station: HDE
C470039	Chisel Cartridge 8.5 x 2.5 mm 0.335 x 0.098 in		General use Sheet metal	Station: HDE

C470 Cartridge Range for T470 and HT470 HD Heavy Duty Tools

Ref.	Description	Image and dimensions	Suggested components	Compatible with
C470006	Chisel Cartridge 10 x 2.5 mm 0.394 x 0.098 in		General use Sheet metal	Station: HDE
C470021	Chisel Cartridge 12 x 4 mm 0.472 x 0.157 in		General use Sheet metal	Station: HDE
C470007	Chisel Cartridge 15.5 x 2.5 mm 0.610 x 0.098 in		General use Sheet metal	Station: HDE
C470067	Chisel Cartridge 15.5 X 2.5 mm 0.610 x 0.098 in		General use Sheet metal	Station: HDE
C470022	Chisel Cartridge 28 x 4 mm 1.102 x 0.157 in		Sheet metal	Station: HDE
C470034	Chisel Bent Cartridge 3.5 x 1.5 mm 0.138 x 0.059 in		General use	Station: HDE
C470018	Chisel Bent Cartridge 8.9 x 1.7 mm 0.350 x 0.067 in		General use Sheet metal	Station: HDE
C470019	Bevel Cartridge Ø 3.5 mm Ø 0.138 in		General use	Station: HDE

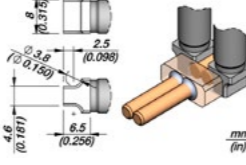
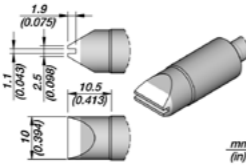
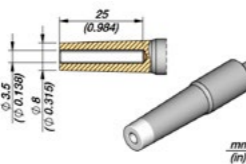
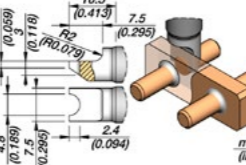
C470 Cartridge Range for T470 and HT470 HD Heavy Duty Tools

Ref.	Description	Image and dimensions	Suggested components	Compatible with
C470003	Bevel Cartridge Ø 7.5 mm Ø 0.295 in		General use Sheet metal	Station: HDE
C470056	Bevel Cartridge Ø 10 mm Ø 0.394 in		Wide area Shield desoldering Sheet metal	Station: HDE
C470028	Barrel Cartridge Ø 1.2 mm Ø 0.047 in		Cable Through-hole	Station: HDE
C470020	Barrel Cartridge Ø 2.4 mm Ø 0.094 in		Through-hole	Station: HDE
C470048	Barrel Cartridge Ø 3.4 mm Ø 0.134 in		Cable Through-hole	Station: HDE
C470033	Barrel Cartridge Ø 3.65 mm Ø 0.144 in		Cable Through-hole	Station: HDE
C470055	Barrel Cartridge Ø 4 mm Ø 0.157 in		Cable Through-hole	Station: HDE
C470030	Barrel Cartridge Ø 5 mm Ø 0.197 in		Cable Through-hole	Station: HDE


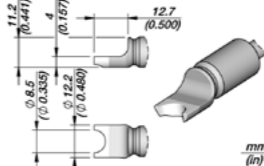
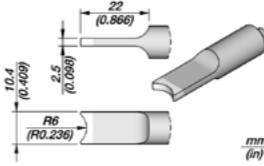
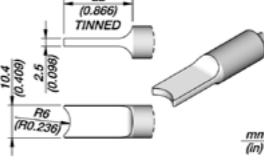
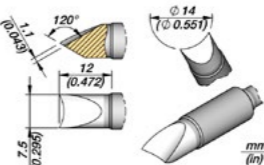
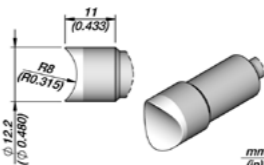
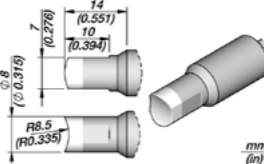
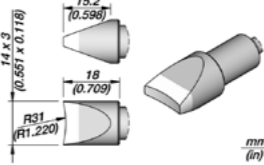

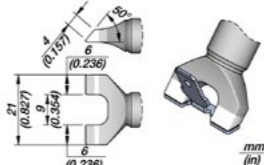
C470 Cartridge Range for T470 and HT470 HD Heavy Duty Tools

Ref.	Description	Image and dimensions	Suggested components	Compatible with
C470049	Barrel Cartridge Ø 5.2 mm Ø 0.205 in		Cable Through-hole	Station: HDE
C470037	Barrel Cartridge Ø 8 mm Ø 0.315 in		Cable Through-hole	Station: HDE
C470073	Barrel Cartridge Ø 10 mm Ø 0.394 in		Cable Through-hole	Station: HDE
C470041	Barrel Cartridge Ø 12.5 mm Ø 0.492 in		Cable Through-hole	Station: HDE
C470061	Knife Cartridge 10.6 mm 0.417 in		Drag Soldering	Station: HDE
C470064	Blade Cartridge 10 mm 0.394 in		Pad cleaning Connector desoldering	Station: HDE
C470059	Blade Cartridge 20 mm 0.787 in		Pad cleaning Connector desoldering	Station: HDE
C470023	Blade Cartridge 32 mm 1.260 in		Pad cleaning Connector desoldering	Station: HDE


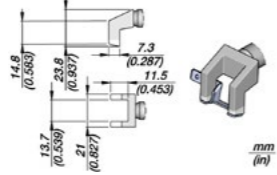

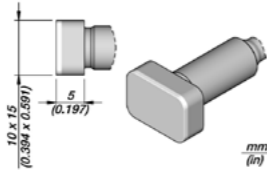

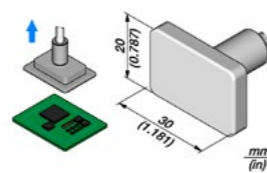
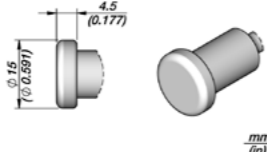
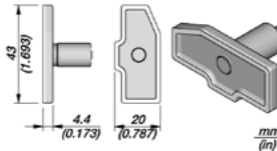

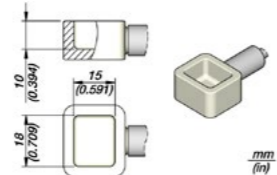
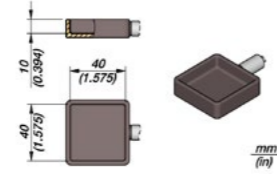

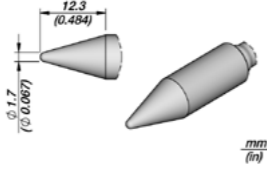
C470 Cartridge Range for T470 and HT470 HD Heavy Duty Tools

	Ref.	Description	Image and dimensions	Suggested components	Compatible with
	C470063	Blade Cartridge 37 mm 1.457 in		Pad cleaning Connector desoldering	Station: HDE
	C470046	Single Flat Cartridge 7.5 mm 0.295 in		General use Sheet metal	Station: HDE
	C470050	Blade Cartridge Ø 3.8 mm Ø 0.150 in		Cable Connectors	Station: HDE
	C470043	Drag Cartridge 1.1 x 10 mm 0.043 x 0.394 in		Wire soldering	Station: HDE
	C470031	Pin/Connector Cartridge Ø 3.3 mm Ø 0.126 in		Cable Through-hole	Station: HDE
	C470045	Pin / Connector Cartridge Ø 3.5 mm Ø 0.138 in		Through-hole Male connector	Station: HDE
	C470042	Pin/Connector Cartridge Ø 4.8 mm Ø 0.189 in		Cable Through-hole	Station: HDE
	C470066	Pin/Connector Cartridge Ø 5.5 mm Ø 0.216 in		Cable Through-hole	Station: HDE


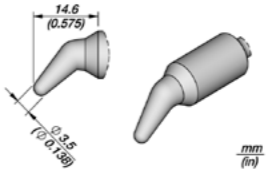
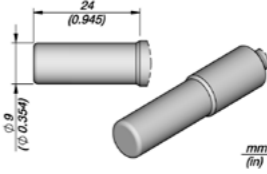

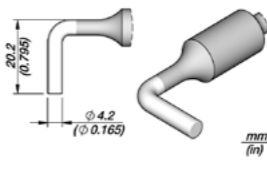
C470 Cartridge Range for T470 and HT470 HD Heavy Duty Tools

	Ref.	Description	Image and dimensions	Suggested components	Compatible with
	C470065	Pin/Connector Cartridge Ø 8.5 mm Ø 0.335 in		Cable Through-hole	Station: HDE
	C470012	Pin/Connector Cartridge R. 6 mm S1 R. 0.236 in		Cables Connectors	Station: HDE
	C470038	Pin/Connector Cartridge R. 6 mm S2 R. 0.236 in		Wide area Cables Connectors	Station: HDE
	C470047	Pin/Connector Cartridge Ø 14 mm Ø 0.551 in		Cable Through-hole	Station: HDE
	C470010	Pin/Connector Cartridge R. 8 mm R. 0.315 in		Cables connectors	Station: HDE
	C470052	Pin/Connector Cartridge R. 8.5 mm R. 0.335 in		Cables connectors	Station: HDE
	C470029	Pin/Connector Cartridge R. 31 mm R. 1.220 in		Connectors	Station: HDE
	C470051	Faston Terminal Cartridge 21 mm 0.827 in		Connectors	Station: HDE

C470 Cartridge Range for T470 and HT470 HD Heavy Duty Tools

	Ref.	Description	Image and dimensions	Suggested components	Compatible with
	C470070	Faston Terminal Cartridge 21 mm 0.827 in		Connectors	Station: HDE
	C470044	RF Shield Removal Cartridge 10 x 15 mm 0.394 x 0.591 in		Shield desoldering Metal PCB Sheet metal	Station: HDE
	C470057	RF Shield Removal Cartridge 20 x 30 mm 0.787 x 1.181 in		Shield desoldering Metal PCB Sheet metal	Station: HDE
	C470005	RF Shield Removal Cartridge Ø 15 mm Ø 0.591 in		Shield desoldering Metal PCB Sheet metal	Station: HDE
	C470027	RF Shield Removal Cartridge 43 x 20 mm 1.693 x 0.787 in		Shield desoldering	Station: HDE
	C470SP01	Solder Pot Cartridge 15 x 18 mm 0.591 x 0.709 in		Tinnig wires Desoldering Through-hole Multipin components	Station: HDE
	C470SP42	Solder Pot Cartridge 40 x 40 mm 1.575 x 1.575 in		Tinnig wires Desoldering Through-hole Multipin components	Station: HDE
	C470025	Heat Staking Cartridge Ø 1.7 mm Ø 0.067 in		Plastics	Station: HDE

C470 Cartridge Range for T470 and HT470 HD Heavy Duty Tools

	Ref.	Description	Image and dimensions	Suggested components	Compatible with
	C470026	Heat Staking Cartridge Ø 3.5 mm Ø 0.138 in		Plastics	Station: HDE
	C470032	Heat Staking Cartridge Ø 9 mm Ø 0.354 in		Plastics	Station: HDE
	C470011	Hook Cartridge Ø 4.2 mm Ø 0.165 in		Difficult to reach	Station: HDE



C360 Tip Range for DS360 Micro Desoldering Iron

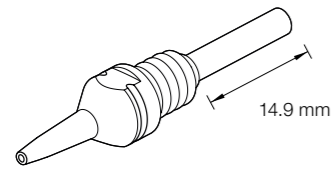
Ref.	Description	Image and dimensions	Suggested components	Compatible with
C360001	Micro Desoldering Tip Ø 0.6 mm Ø 0.024 in	 $\phi \text{ max. pin} = \frac{0.4}{(0.016)} \frac{\text{mm}}{(\text{in})}$	Through-hole Desoldering	Stations: CS Control Units: DI, DDE, DME Modules: MSE, MS
C360002	Micro Desoldering Tip Ø 0.8 mm Ø 0.032 in	 $\phi \text{ max. pin} = \frac{0.6}{(0.024)} \frac{\text{mm}}{(\text{in})}$	Through-hole Desoldering	Stations: CS Control Units: DI, DDE, DME Modules: MSE, MS
C360003	Micro Desoldering Tip Ø 1 mm Ø 0.039 in	 $\phi \text{ max. pin} = \frac{0.8}{(0.032)} \frac{\text{mm}}{(\text{in})}$	Through-hole Desoldering	Stations: CS Control Units: DI, DDE, DME Modules: MSE, MS
C360004	Micro Desoldering Tip Ø 1.2 mm Ø 0.047 in	 $\phi \text{ max. pin} = \frac{1}{(0.039)} \frac{\text{mm}}{(\text{in})}$	Through-hole Desoldering	Stations: CS Control Units: DI, DDE, DME Modules: MSE, MS
C360007	Micro Desoldering Tip Ø 1.4 mm Ø 0.055 in	 $\phi \text{ max. pin} = \frac{1.2}{(0.047)} \frac{\text{mm}}{(\text{in})}$	Through-hole Desoldering	Stations: CS Control Units: DI, DDE, DME Modules: MSE, MS
C360006	Micro Desoldering Tip Ø 1.5 mm Ø 0.059 in	 $\phi \text{ max. pin} = \frac{1.3}{(0.051)} \frac{\text{mm}}{(\text{in})}$	Through-hole Desoldering	Stations: CS Control Units: DI, DDE, DME Modules: MSE, MS
C360011	Micro Desoldering Tip Ø 0.6 mm Pad Ø 0.024 in	 $\phi \text{ max. pin} = \frac{0.4}{(0.016)} \frac{\text{mm}}{(\text{in})}$	Pad desoldering	Stations: CS Control Units: DI, DDE, DME Modules: MSE, MS

C360 Tip Range for DS360 Micro Desoldering Iron

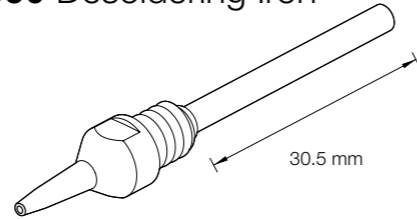
Ref.	Description	Image and dimensions	Suggested components	Compatible with
C360012	Micro Desoldering Tip Ø 0.8 mm Pad Ø 0.032 in	 $\phi \text{ max. pin} = \frac{0.6}{(0.024)} \frac{\text{mm}}{(\text{in})}$	Pad desoldering	Stations: CS Control Units: DI, DDE, DME Modules: MSE, MS
C360013	Micro Desoldering Tip Ø 1 mm Pad Ø 0.039 in	 $\phi \text{ max. pin} = \frac{0.6}{(0.024)} \frac{\text{mm}}{(\text{in})}$	Pad desoldering	Stations: CS Control Units: DI, DDE, DME Modules: MSE, MS
C360014	Micro Desoldering Tip Ø 1.2 mm Pad Ø 0.047 in	 $\phi \text{ max. pin} = \frac{0.8}{(0.032)} \frac{\text{mm}}{(\text{in})}$	Pad desoldering	Stations: CS Control Units: DI, DDE, DME Modules: MSE, MS


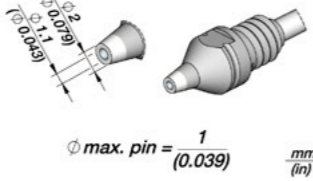

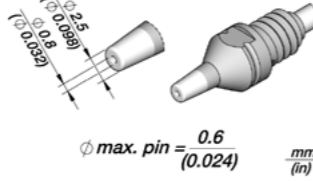

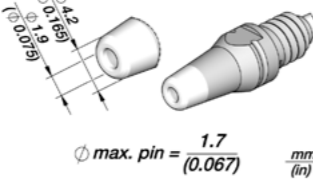
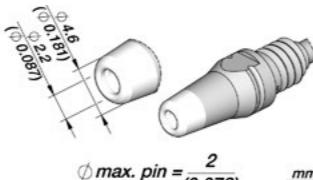
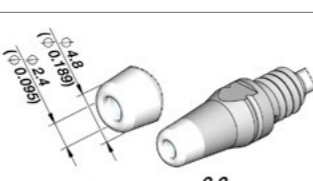
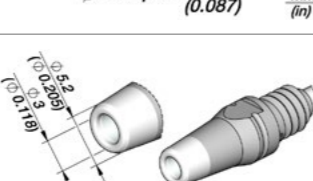


D530 Tip Range
for **DT530** Angled Desoldering Iron

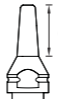
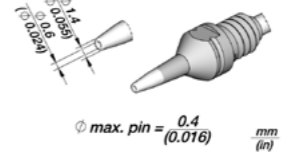
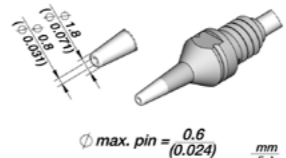
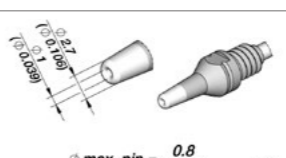
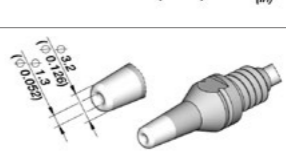
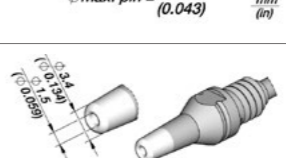

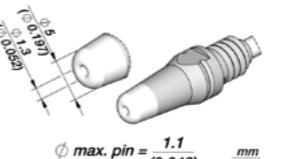

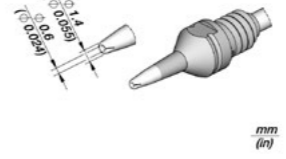
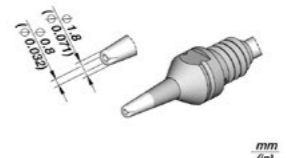
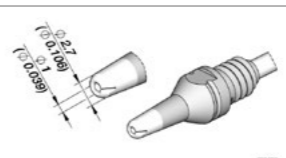


C560 Tip Range
for **DR560** Desoldering Iron



	Ref.	Description	Image and dimensions	Suggested components	Compatible with
	D530017 C560017	Desoldering Tip Ø 1.1 mm Ø 0.043 in	 $\phi \text{ max. pin} = \frac{1}{(0.039)} \frac{\text{mm}}{\text{(in)}}$	Through-hole Desoldering	Control Units: DI, DDE, DME Modules: MSE, MS
	D530014 C560014	Desoldering Tip Ø 0.8 mm Ø 0.032 in	 $\phi \text{ max. pin} = \frac{0.6}{(0.024)} \frac{\text{mm}}{\text{(in)}}$	Through-hole Desoldering	Control Units: DI, DDE, DME Modules: MSE, MS
	D530006 C560006	Desoldering Tip Ø 1.9 mm Ø 0.075 in	 $\phi \text{ max. pin} = \frac{1.7}{(0.067)} \frac{\text{mm}}{\text{(in)}}$	Through-hole Desoldering	Control Units: DI, DDE, DME Modules: MSE, MS
	D530018 C560018	Desoldering Tip Ø 2.2 mm Ø 0.087 in	 $\phi \text{ max. pin} = \frac{2}{(0.078)} \frac{\text{mm}}{\text{(in)}}$	Through-hole Desoldering	Control Units: DI, DDE, DME Modules: MSE, MS
	D530007 C560007	Desoldering Tip Ø 2.4 mm Ø 0.095 in	 $\phi \text{ max. pin} = \frac{2.2}{(0.087)} \frac{\text{mm}}{\text{(in)}}$	Through-hole Desoldering	Control Units: DI, DDE, DME Modules: MSE, MS
	D530015 C560015	Desoldering Tip Ø 3 mm Ø 0.118 in	 $\phi \text{ max. pin} = \frac{2.8}{(0.110)} \frac{\text{mm}}{\text{(in)}}$	Through-hole Desoldering	Control Units: DI, DDE, DME Modules: MSE, MS

D530 and C560 Tip Range for **DT530** and **DR560** Desoldering Irons

	Ref.	Description	Image and dimensions	Suggested components	Compatible with
	D530001 C560001	Desoldering Tip Ø 0.6 mm HT Ø 0.024 in	 $\phi \text{ max. pin} = \frac{0.4}{(0.016)} \frac{\text{mm}}{\text{(in)}}$	Through-hole Desoldering	Control Units: DI, DDE, DME Modules: MSE, MS
	D530002 C560002	Desoldering Tip Ø 0.8 mm HT Ø 0.032 in	 $\phi \text{ max. pin} = \frac{0.6}{(0.024)} \frac{\text{mm}}{\text{(in)}}$	Through-hole Desoldering	Control Units: DI, DDE, DME Modules: MSE, MS
	D530003 C560003	Desoldering Tip Ø 1 mm Ø 0.039 in	 $\phi \text{ max. pin} = \frac{0.8}{(0.032)} \frac{\text{mm}}{\text{(in)}}$	Through-hole Desoldering	Control Units: DI, DDE, DME Modules: MSE, MS
	D530004 C560004	Desoldering Tip Ø 1.3 x Ø 3.2 mm Ø 0.052 x Ø 0.126 in	 $\phi \text{ max. pin} = \frac{1.1}{(0.043)} \frac{\text{mm}}{\text{(in)}}$	Through-hole Desoldering	Control Units: DI, DDE, DME Modules: MSE, MS
	D530005 C560005	Desoldering Tip Ø 1.5 mm Ø 0.059 in	 $\phi \text{ max. pin} = \frac{1.3}{(0.051)} \frac{\text{mm}}{\text{(in)}}$	Through-hole Desoldering	Control Units: DI, DDE, DME Modules: MSE, MS
	D530009 C560009	Desoldering Tip Ø 1.3 x Ø 5 mm Ø 0.052 x Ø 0.197 in	 $\phi \text{ max. pin} = \frac{1.1}{(0.043)} \frac{\text{mm}}{\text{(in)}}$	Through-hole Desoldering	Control Units: DI, DDE, DME Modules: MSE, MS
Pad Cleaner Tips 	D530011 C560011	Desoldering Tip Ø 0.6 mm Ø 0.024 in	 $\phi \text{ max. pin} = \frac{0.4}{(0.016)} \frac{\text{mm}}{\text{(in)}}$	Pad desoldering	Control Units: DI, DDE, DME Modules: MSE, MS
	D530012 C560012	Desoldering Tip Ø 0.8 mm Ø 0.032 in	 $\phi \text{ max. pin} = \frac{0.6}{(0.024)} \frac{\text{mm}}{\text{(in)}}$	Pad desoldering	Control Units: DI, DDE, DME Modules: MSE, MS
	D530013 C560013	Desoldering Tip Ø 1 mm Ø 0.039 in	 $\phi \text{ max. pin} = \frac{0.8}{(0.032)} \frac{\text{mm}}{\text{(in)}}$	Pad desoldering	Control Units: DI, DDE, DME Modules: MSE, MS



W140 Blade Cartridge Range
for **WS140** High-Temperature Precision
Wire Stripper Tweezers

	Ref.	Description	Image and dimensions	Suggested components	Compatible with
	W14003F	Flat Blade Cartridges 3 mm 0.118 in		Wire insulation stripping	Station: WSS
	W14005F	Flat Blade Cartridges 5 mm 0.197 in		Wire insulation stripping	Station: WSS
	W14012F	Flat Blade Cartridges 12 mm 0.472 in		Wire insulation stripping	Station: WSS
	W14014G	Single-Hole Cartridges Solid Wire 14 AWG		Wire insulation stripping	Station: WSS
	W14016G	Single-Hole Cartridges Solid Wire 16 AWG		Wire insulation stripping	Station: WSS
	W14018G	Single-Hole Cartridges Solid Wire 18 AWG		Wire insulation stripping	Station: WSS
	W14020G	Single-Hole Cartridges Solid Wire 20 AWG		Wire insulation stripping	Station: WSS
	W14022G	Single-Hole Cartridges Solid Wire 22 AWG		Wire insulation stripping	Station: WSS
	W14024G	Single-Hole Cartridges Solid Wire 24 AWG		Wire insulation stripping	Station: WSS

W140 Blade Cartridge Range for **WS140** High-Temperature Precision Wire Stripper Tweezers

	Ref.	Description	Image and dimensions	Suggested components	Compatible with
	W14022G	Single-Hole Cartridges Solid Wire 22 AWG		Wire insulation stripping	Station: WSS
	W14024G	Single-Hole Cartridges Solid Wire 24 AWG		Wire insulation stripping	Station: WSS
	W14026G	Single-Hole Cartridges Solid Wire 26 AWG		Wire insulation stripping	Station: WSS
	W14028G	Single-Hole Cartridges Solid Wire 28 AWG		Wire insulation stripping	Station: WSS
	W14030G	Single-Hole Cartridges Solid Wire 30 AWG		Wire insulation stripping	Station: WSS
	W14032G	Single-Hole Cartridges Solid Wire 32 AWG		Wire insulation stripping	Station: WSS
	W14034G	Single-Hole Cartridges Solid Wire 34 AWG		Wire insulation stripping	Station: WSS
	W14036G	Single-Hole Cartridges Solid Wire 36 AWG		Wire insulation stripping	Station: WSS
	W14038G	Single-Hole Cartridges Solid Wire 38 AWG		Wire insulation stripping	Station: WSS
	W14040G	Single-Hole Cartridges Solid Wire 40 AWG		Wire insulation stripping	Station: WSS
	W14042G	Single-Hole Cartridges Solid Wire 42 AWG		Wire insulation stripping	Station: WSS

ESD safe


www.jbctools.com



0035655/0525