


JBC

www.jbctools.com

INSTRUCTION MANUAL



CL7882, CL7574

Antisplash Membrane for
Compact Stations & Manual
Tip Cleaner


This manual corresponds to the following references:

CL7882 - *red*

CL7574 - *black*

Packing List

The following items are included:



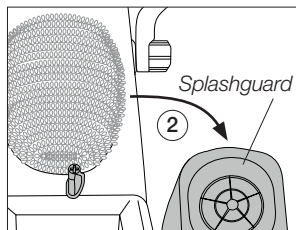
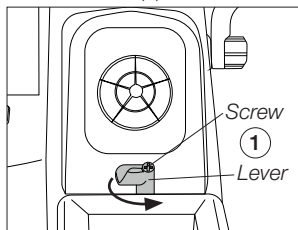
Antisplash Membrane for Compact Stations & Manual Tip Cleaner
..... 1 unit



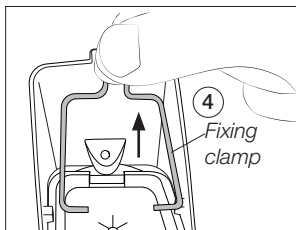
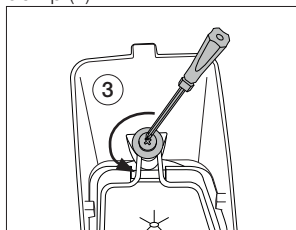
Manual 1 unit
Ref. 0017575

Membrane Replacement


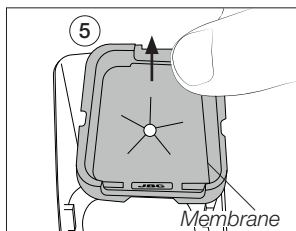
By loosening the screw and rotating the lever (1), unlock the splashguard and remove it (2).



Remove the screw and washer from the back (3) and take out the fixing clamp (4).



Remove the membrane (5) and put the new one in place. Reassemble the splashguard (6) following all steps in reverse order.



Specifications

CL7882, CL7574

Antisplash Membrane for Compact Stations & Manual Tip Cleaner

Ref. **CL7882** - *red*

Ref. **CL7574** - *black*

- | | |
|--------------------------------|----------------------------------|
| - Total Net Weight: | 9.4 g / 0.021 lb |
| - Package Dimensions / Weight: | 90 x 55 x 40 mm / 19.4 g |
| (L x H x W) | 3.54 x 2.17 x 1.57 in / 0.043 lb |

Complies with CE standards.

ESD Safe.

JBC

Warranty

JBC's 2 year warranty covers this equipment against all manufacturing defects, including the replacement of defective parts and labour.

Warranty does not cover product wear or misuse.

In order for the warranty to be valid, equipment must be returned, postage paid, to the dealer where it was purchased.



This product should not be thrown in the garbage.

In accordance with the European directive 2012/19/EU, electronic equipment at the end of its life must be collected and returned to an authorized recycling facility.



www.jbctools.com

0017575-080323