


JBC

www.jbctools.com

INSTRUCTION MANUAL



H0511

Tool Holder for CDN Station

This manual corresponds to the following reference:

0030511

Packing List

The following items are included:



Tool Holder for CDN 1 unit

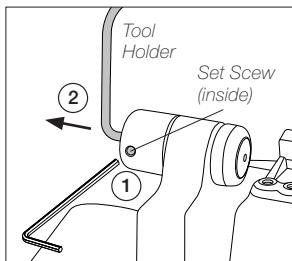
Manual 1 unit
Ref. 0031092

Features

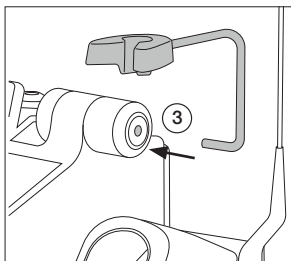
H0511 Tool Holder works with CDN Compact Stations and supports NT115 Nano Handles. It detects whether the tool is inserted in it and activates Sleep and Hibernation Modes.

Replacing the Tool Holder

First disassemble the tool holder by loosening the set screw (1). Remove the tool holder (2) and replace it with the new one.

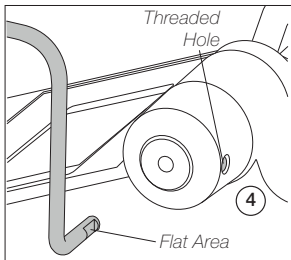


Insert the new tool holder bar into the slot on the station (3) in vertical position and as far as it will go.



Note: The flat area on the tool holder bar must align with the threaded hole (4) on the back of the station.

Finally, tighten the set screw to fix the tool holder.



Specifications

H0511

Tool Holder for CDN Station

Ref.: 0030511

- Total Net Weight: 20.66 g / 0.05 lb
- Package Dimensions / Weight: 96 x 55 x 46 mm / 38 g
(L x W x H) 3.78 x 2.17 x 1.81 in / 0.08 lb

Complies with CE standards.

JBC

Warranty

JBC's 2 year warranty covers this equipment against all manufacturing defects, including the replacement of defective parts and labour.

Warranty does not cover product wear or misuse.

In order for the warranty to be valid, equipment must be returned, postage paid, to the dealer where it was purchased.



This product should not be thrown in the garbage.

In accordance with the European directive 2012/19/EU, electronic equipment at the end of its life must be collected and returned to an authorized recycling facility.



www.jbctools.com

0031092-260623