

# JBC

[www.jbctools.com](http://www.jbctools.com)



## Steady Nano Tweezers

Ref. NP115-B

# Packing List

The following items should be included:

**Steady Nano Tweezers** ..... 1 unit  
 Ref. NP115-B

**Manual**..... 1 unit  
 Ref. 0020840



# Features

**Control unit**  
 Ref. NAE-1C  
 NAE-2C  
 NAE-9C

**Steady Nano Tweezers**  
 Ref. NP115-B



Main switch


Power socket



## Changing cartridges


Save time and change cartridges safely without switching the station off.

### 1. Removing



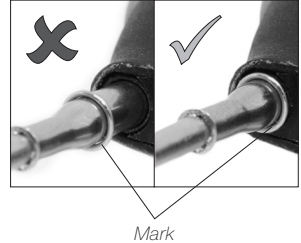
Place the tool in the slot and pull to remove the cartridge.

### 2. Inserting



Push the cartridge into the tool to the mark\*.

### \* Important




For a proper connection insert the cartridges as far as the mark.

## Aligning cartridges

Use the alignment systems to better suit the component to work.

### Tip aligner




Fit the tip into the aligner and turn to the desired position.

### Vertical cartridge alignment

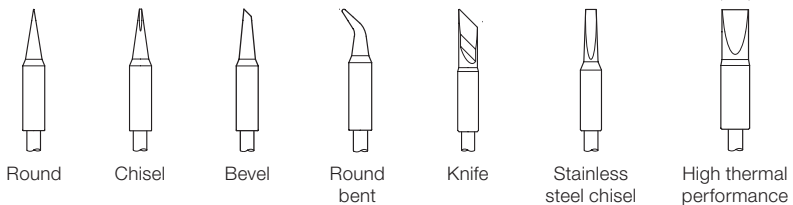


Turn the screw of the tweezers for a vertical alignment of the cartridges. One tip lines up with the other.



## Compatible cartridges

The **NP115-B** works with **C115 cartridges**. Find the model that suits your needs in [www.jbctools.com](http://www.jbctools.com)



# Specifications

- Weight: 50 gr (0.11 lb)
- Cable length: 120 cm (47.24 in)

Complies with CE standards.  
ESD protected.

# JBC

## Warranty

JBC's two year warranty covers this equipment against all manufacturing defects, including the replacement of defective parts and labour. Warranty does not cover product wear or misuse. In order for the warranty to be valid, equipment must be returned, postage paid, to the dealer where it was purchased.

**Register your warranty within 30 days of purchase in [www.jbctools.com/productregistration](http://www.jbctools.com/productregistration)**



This product should not be thrown in the garbage.

In accordance with the European directive 2002/96/EC, electronic equipment at the end of their life must be collected and returned to an authorized recycling facility.



Manual in other languages available on our website

**[www.jbctools.com](http://www.jbctools.com)**