

JBC

www.jbctools.com

INSTRUCTION MANUAL




Accessory for stand aspiration

Ref. FAE030


Packing List

The following items should be included:

Accessory for stand aspiration 1 u
 Ref. FAE030



O-Ring 2 units
 Ref. 0018268



Screws 6 units
 Ref. 0019141



Screws 3 units
 Ref. 0018684




Washers 3 units
 Ref. 0018877

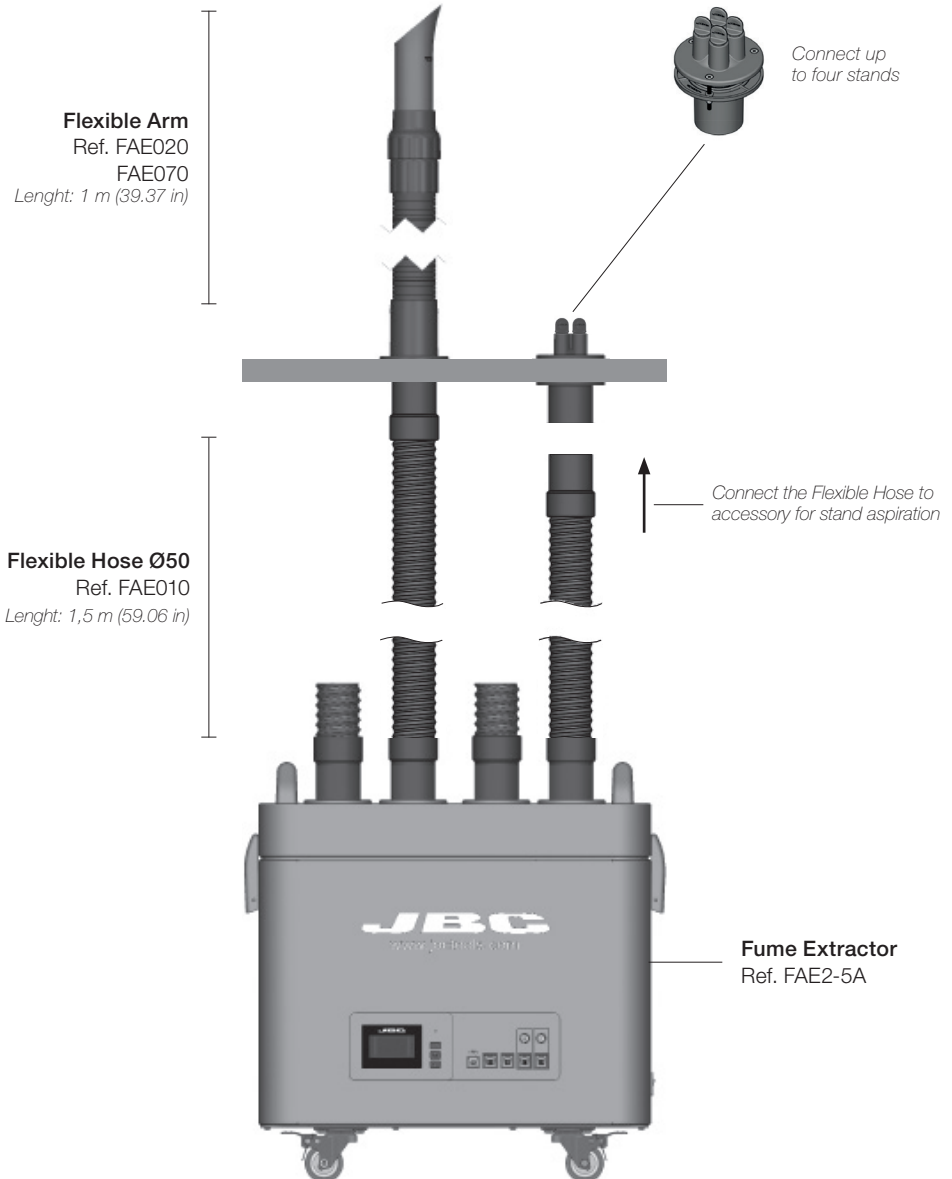


Manual 1 unit
 Ref. 0019182

Nuts 3 units
 Ref. 0564435



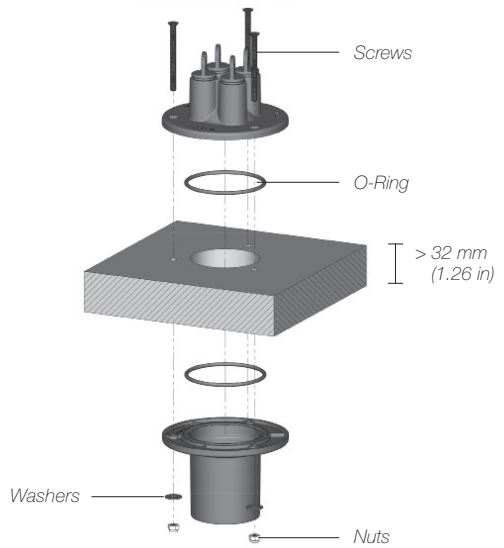
Features



Assembly

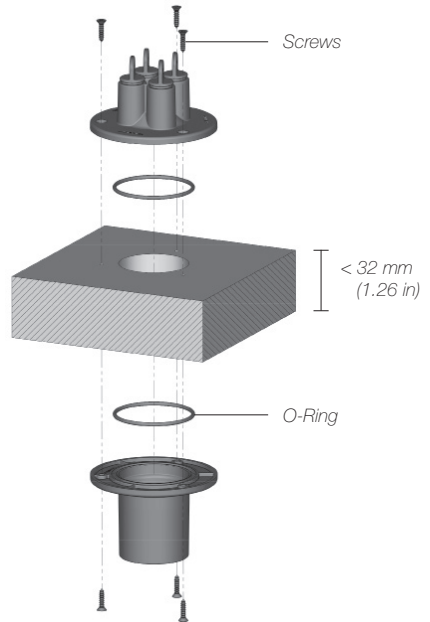
Up to 32 mm (1.26 in) table thickness:

- Make a hole in your workbench according to the figure in the next page.
- Fix the accessory for stand aspiration on your workbench with the supplied o-rings (Ref. 0018268), screws (Ref. 0018684), washers (Ref. 0018877) and nuts (Ref. 0564435).



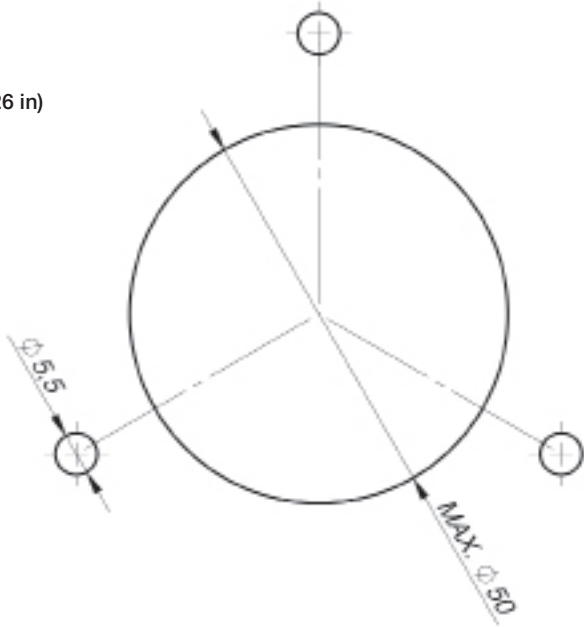
From 32 mm (1.26 in) table thickness:

- Make a hole in your workbench according to the figure in the next page.
- Fix the accessory for stand aspiration on your workbench with the supplied o-rings (Ref. 0018268) and screws (Ref. 0019141).

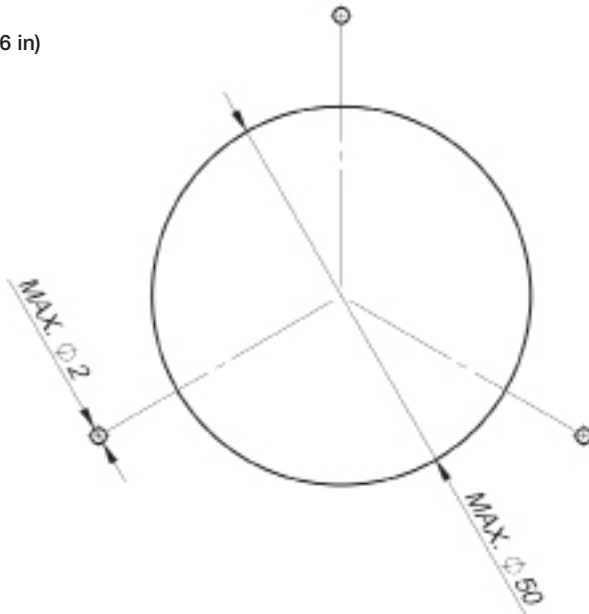


Template

Up to 32 mm (1.26 in)
table thickness:



From 32 mm (1.26 in)
table thickness:



Specifications

- Weight: 130 gr (0.02 lb)
- Length: 114 mm (4.49 in)
- Diameter: 90 mm (3.54 in)

Complies with CE standards.
ESD protected.

JBC

Warranty

JBC's 2 year warranty covers this equipment against all manufacturing defects, including the replacement of defective parts and labour. Warranty does not cover product wear or misuse. In order for the warranty to be valid, equipment must be returned, postage paid, to the dealer where it was purchased.



This product should not be thrown in the garbage. In accordance with the European directive 2002/96/EC, electronic equipment at the end of their life must be collected and returned to an authorized recycling facility.



Manual in other languages available on our website

www.jbctools.com