

DM

4 TOOLS
CONTROL UNIT

Reference Guide

DM/4 TOOLS CONTROL UNIT

CONTENTS

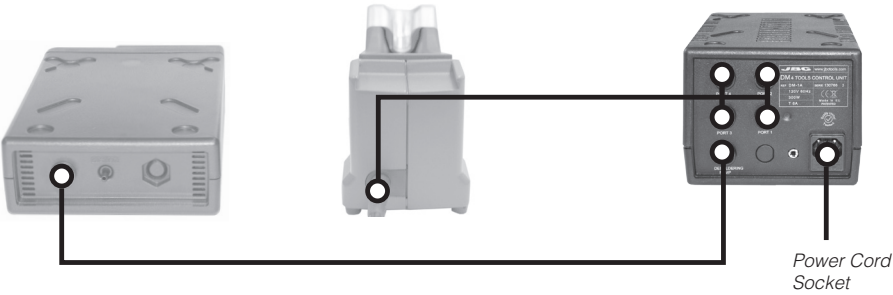


INSTALLATION / I.E.CONNECTION

DESOLDERING PUMP
MS-A

DESOLDERING STAND
DR-SA

CONTROL UNIT
DM-2A



Connectable tools: **T210, T245, PA, HT, AP, DR** and **DS**.
Connectable modules: **MS, MV** and **MN**.

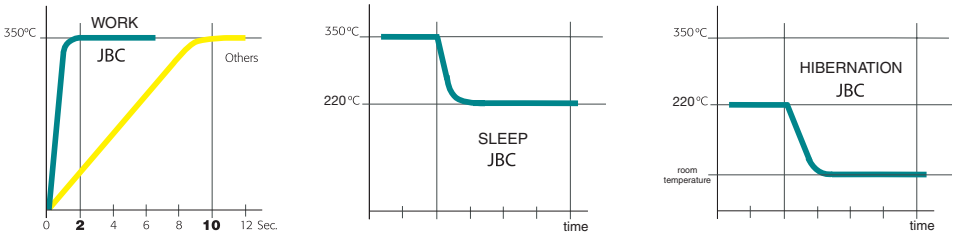
HEAT MANAGEMENT

JBC stations intelligently manage the tool temperature:

Work mode: When the tool is used, pre-set work temperature is 350° C.

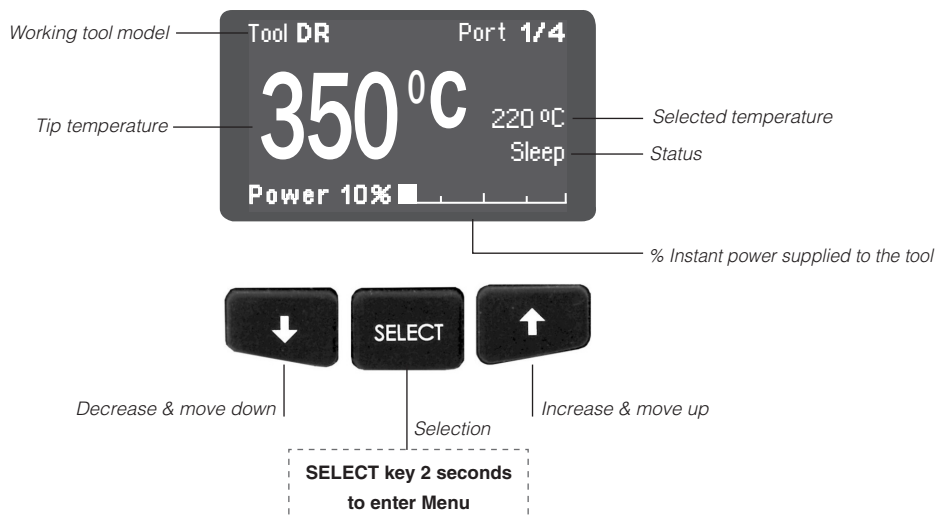
Sleep mode: When the tool is in the stand, the temperature goes down to 220° C.

Hibernation mode: After longer periods of inactivity (pre-set i.e 30 minutes), the power is cut off and the tool cools down to room temperature.

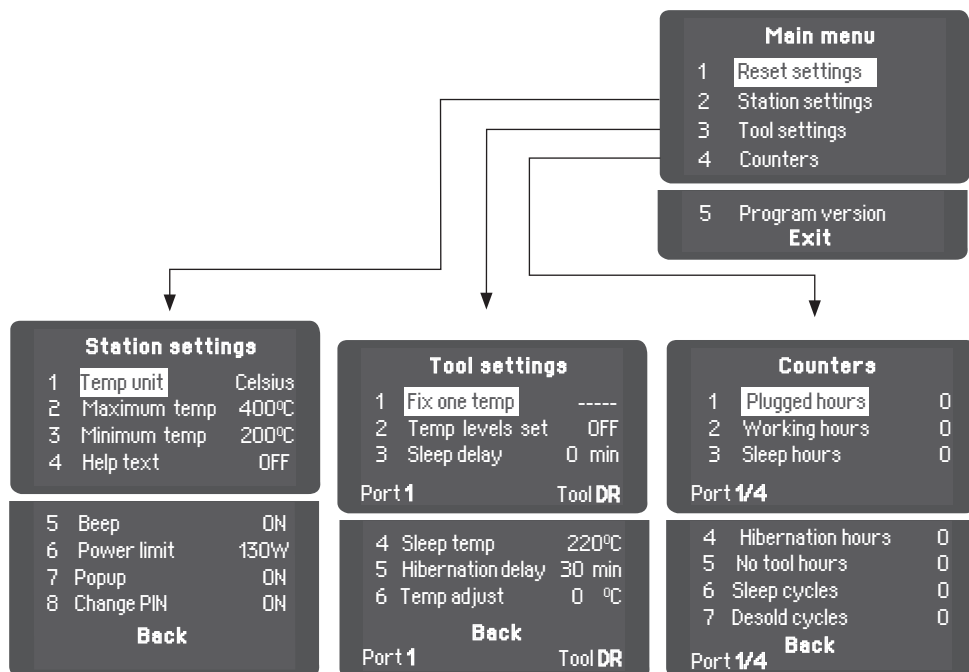


The advantage of this heat management is lifespan increase which ensure low cost of ownership.

WORKING



SETTINGS



TECHNICAL SPECIFICATIONS

- Temperature selection from 90 to 450°C ($\pm 5\%$).
- Power: 300W.
- Safety transformer, mains separator and double isolation, with temperature protection fuse.
- **DM-2A** 230V control unit. Input: 230V 50Hz. Output: 24V.
- **DM-1A** 120V control unit. Input: 120V 60Hz. Output: 24V.
- Total weight of unit: 4,5Kg.
- Complies with CE standards on electrical safety, electromagnetic compatibility and ESD protected housing "skin effect".
- RoHS compliant.
- Equipotential connector and the tool tip are connected to station mains ground supply for ESD protection.



This product should not be
thrown in the garbage.



ENGLISH / WARRANTY

The JBC 2 years warranty, guarantees this equipment against all manufacturing defects, covering the replacement of defective parts and all necessary labour.

Warranty does not cover product wear due to use or mis-use.

In order for the warranty to be valid, equipment must be returned, postage paid, to the dealer where it was purchased enclosing this, fully filled in, sheet.

SERIAL N°

STAMP OF DEALER

DATE OF PURCHASE

MORE INFORMATION
www.jbctools.com