


# JBC

www.jbctools.com

## INSTRUCTION MANUAL



## Premium 4 Tools Rework Station with Pneumatic Pump

Ref. DMVE-A

# Packing List

The following items should be included:

**DME Control Unit** ..... 1 unit  
 Ref. DME-1A (120V)  
 DME-2A (230V)  
 DME-9A (100V)



**Pneumatic Desoldering Module** ..... 1 unit  
 Ref. MVE-A



**ESD Tip Cleaner** ..... 1 unit  
 Ref. CL8499



**General Purpose Handle** ..... 1 unit  
 Ref. T245-A



**Stand** ..... 1 unit  
 Ref. AD-SE



**Desoldering Iron** ..... 1 unit  
 Ref. DR560-A



**Stand** ..... 1 unit  
 Ref. DR-SE



**Sponge** ..... 1 unit  
 Ref. S0354



**Metal Brush** ..... 1 unit  
 Ref. CL6217



**Brass Wool** ..... 1 unit  
 Ref. CL6210



**Stand Cable** ..... 2 units  
 Ref. 0011283



**Module Cable** ..... 1 unit  
 Ref. 0014874



**Power cord** ..... 1 unit  
 Ref. 0010569 (230V)  
 0013671 (100/120V)



Check our website for the corresponding manuals. Also available in other languages.


## DR560 Accessories

Ref. 0010211

**Tip cleaning set** ..... 1 unit  
Ref. 0965970



**Long Tip Cleaning set** ..... 1 unit  
Ref. 0965760



**Tips** ..... 3 units  
Ref. C560005 (x1)  
C560013 (x1)  
C560004 (x1)



**Glass solder collector** ..... 1 unit  
Ref. 0812620



**Spanner** ..... 1 unit  
Ref. 0780550



**Filter Box** ..... 1 unit  
Ref. 0780840  
*It contains 10 filters*



**Internal gasket** ..... 1 unit  
Ref. 0019208  
*It contains 2 gaskets*



**Metal solder collector** ..... 1 unit  
Ref. 0812630



**Cartridges** ..... 2 units  
Ref. C245903 / C245906



**Filter Box** ..... 1 unit  
Ref. 0005966  
*It contains 50 filters*



**Cleaning stick** ..... 1 unit  
Ref. 0786640



**Union Flanges** ..... 1 unit  
Ref. 0011356



**Venturi Filter** ..... 1 unit  
Ref. 0008446



**Cotton Filter** ..... 1 unit  
Ref. 0781046  
*It contains 10 filters*



**Suction Filter** ..... 1 unit  
Ref. 0821830

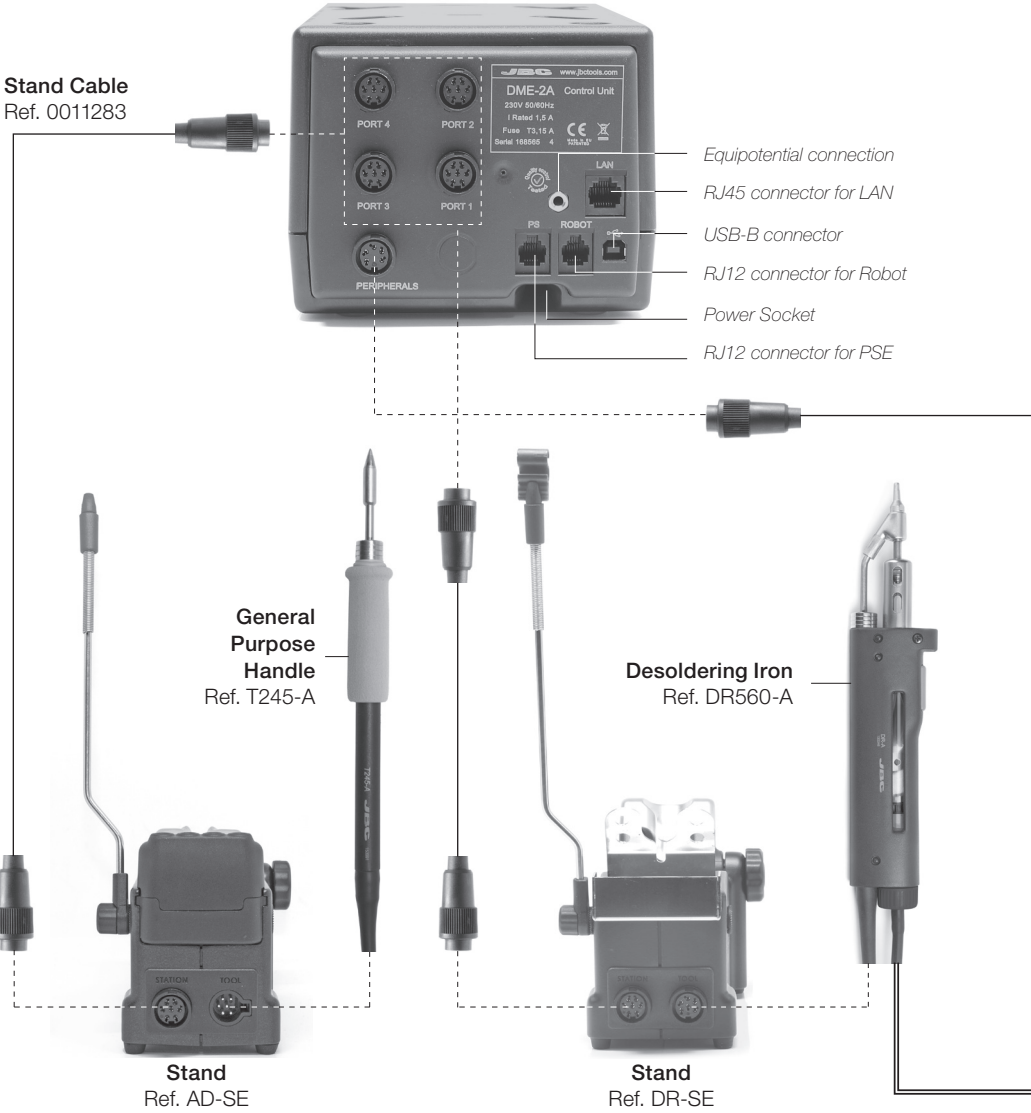


**Manual** ..... 1 unit  
Ref. 0020517



# Features

Work simultaneously with **up to 2 tools** and join each station port with **1 module + 1 pedal** (Peripherals).



3.5" Color TFT Touch screen

USB-A connector

Tilt the display  
for easy reading

Speaker




**Module Cable**  
Ref. 0014874

**Pneumatic Desoldering Module**  
Ref. MVE-A

To another peripheral

To Pedal  
Ref. P-005



**Suction Filter**  
Ref. 0821830

Air pressure (4-6 bar)





# Maintenance

Before carrying out maintenance or storage, always allow the equipment to cool.

- Clean the station screen with a glass cleaner or a damp cloth.
- Use a damp cloth to clean the casing and the tool. Alcohol can only be used to clean the metal parts.
- Periodically check that the metal parts of the tool and stand are clean so that the station can detect the tool status.
- Maintain tip surface clean and tinned prior to storage in order to avoid tip oxidation. Rusty and dirty surfaces reduce heat transfer to the solder joint.
- Periodically check all cables and tubes.



- Replace a blown fuse as follows:



1. Pull off the fuse holder and remove the fuse. If necessary use a tool to lever it off.

2. Press the new fuse into the fuse holder and replace it in the station.

- Replace any defective or damaged pieces. Use original JBC spare parts only.
- Repairs should only be performed by a JBC authorized technical service.

## Safety



**It is imperative to follow safety guidelines to prevent electric shock, injury, fire or explosion.**

- Do not use the units for any purpose other than soldering or rework. Incorrect use may cause fire.
- The power cord must be plugged into approved bases. Be sure that it is properly grounded before use. When unplugging it, hold the plug, not the wire.
- Do not work on electrically live parts.
- The tool should be placed in the stand when not in use in order to activate the sleep mode. The soldering tip, the metal part of the tool and the stand may still be hot even when the station is turned off. Handle with care, including when adjusting the stand position.
- Do not leave the appliance unattended when it is on.
- Do not cover the ventilation grills. Heat can cause inflammable products to ignite.
- Avoid flux coming into contact with skin or eyes to prevent irritation.
- Be careful with the fumes produced when soldering.
- Keep your workplace clean and tidy. Wear appropriate protective glasses and gloves when working to avoid personal harm.
- Utmost care must be taken with liquid tin waste which can cause burns.
- This appliance can be used by children over the age of eight and also persons with reduced physical, sensory or mental capabilities or lack of experience provided that they have been given adequate supervision or instruction concerning use of the appliance and understand the hazards involved. Children must not play with the appliance.
- Maintenance must not be carried out by children unless supervised.

# Specifications

## 4 Tools Rework station with Pneumatic Pump

### DMVE-1A / DMVE-2A / DMVE-9A

- Total weight: 10,1 kg (22.3 lb)

**DME-1A** 120V 50/60Hz. Input fuse: 6A. Output: 23.5V

**DME-2A** 230V 50/60Hz. Input fuse: 3.15A. Output: 23.5V

**DME-9A** 100V 50/60Hz. Input fuse: 8A. Output: 23.5V

- Weight: 4,6 kg (10 lb)
- Dimensions: 148 x 120 x 232 mm (5.83 x 4.72 x 9.13 in)
- Output Peak Power: 160W per tool
- Temperature Range: 90 - 450 °C (190 - 840 °F)
- Idle Temp. Stability (still air): ±1.5 °C (±3 °F)
- Ambient Operating Temperature: 10 - 40 °C (50 - 104 °F)
- Tip to ground resistance: <2 ohms
- Tip to ground voltage: <2mV RMS
- RJ12 connectors: 1 for Robot and 1 for PSE Power Supply Control Unit.
- RJ45 connector for LAN (Ethernet)
- USB-A / USB-B / Peripherals connectors

### MVE-A

- Weight: 0,7 kg (1.54 lb)
- Dimensions: 145 x 55 x 225 mm (5.71 x 2.17 x 8.86 in)
- Air Pressure supply range: 4 - 6 Bar
- Vacuum at 6 Bar: 90% / 680 mmHg / 26.8 inHg
- Flow rate: 15 SLPM

Complies with CE standards.  
ESD protected.



## 有害物质含量表

产品中有害物质的名称及含量

部件名称	有害物质					
	铅(Pb)	汞(Hg)	镉(Cd)	六价铬 (Cr(VI))	多溴联苯 (PBB)	多溴二苯醚 (PBDE)
烙铁头	○	○	○	○	○	○
手柄	○	○	○	○	○	○
电源线	○	○	○	○	○	○
主机	○	○	○	○	○	○
电源插座	○	○	○	○	○	○
保险丝	○	○	○	○	○	○
主开关	○	○	○	○	○	○
电位连接	X	○	○	○	○	○
变压器	○	○	○	○	○	○
线路板	X	○	○	○	○	○

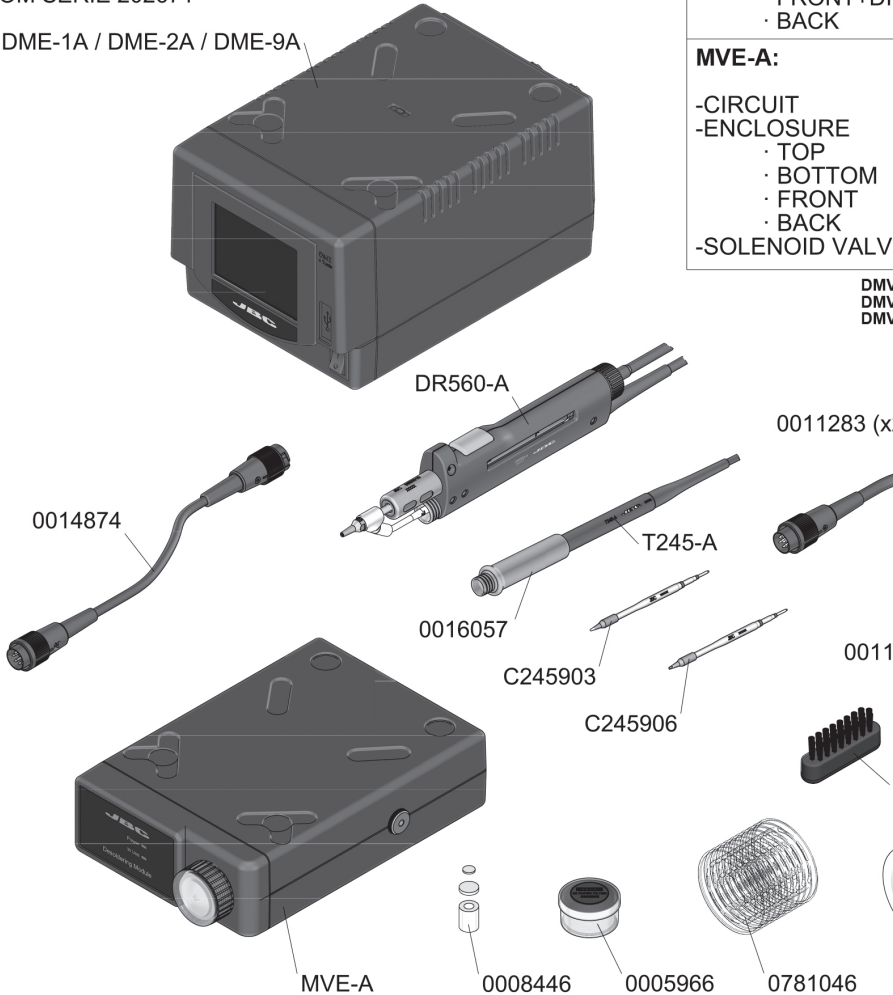
○ 表示该有害物质在该部件所有均质材料中的含量均在GB/T 26572 规定的限量要求以下。  
 X 表示该有害物质至少在该部件的某一均质材料中的含量超出GB/T 26572 规定的限量要求。

# Exploded View

**DMVE-1A** 120V  
**DMVE-2A** 230V  
**DMVE-9A** 100V  
 REWORK STATION 4 TOOLS  
 WITH PNEUMATIC PUMP  
 FROM SERIE 202671

DME-1A / DME-2A / DME-9A

<b>SPARE</b>
<b>DME-1A / DME-2A</b>
-CIRCUIT
-ENCLOSURE
· TOP
· BOTTOM
· FRONT+DI
· BACK
<b>MVE-A:</b>
-CIRCUIT
-ENCLOSURE
· TOP
· BOTTOM
· FRONT
· BACK
-SOLENOID VALV



DMV  
 DMV  
 DMV

**PARTS**  
/ DME-9A:

DISPLAY

E

0018696

0019028

0014567

0011014

0011861

0014059

0014860

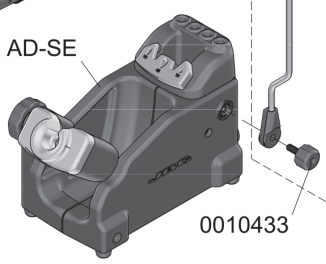
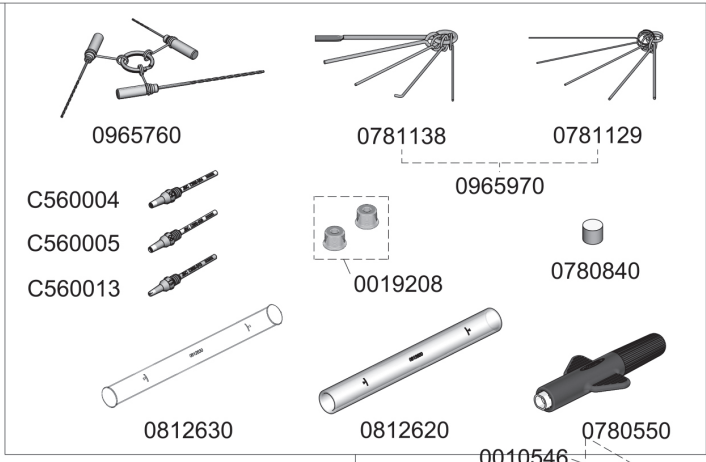
0014861

0014688

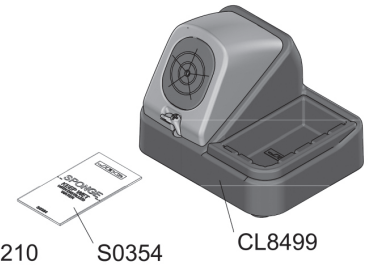
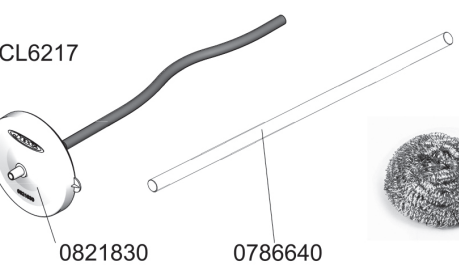
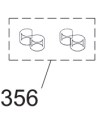
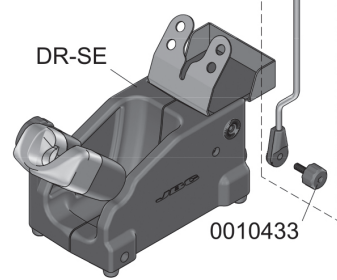
0014862

0006813

E-1A 120V FUSE T-6A  
E-2A 230V FUSE T-3,15A  
E-9A 100V FUSE T-8A



0010211



# JBC

---

## Warranty

JBC's 2 year warranty covers this equipment against all manufacturing defects, including the replacement of defective parts and labour.

Warranty does not cover product wear or misuse.

In order for the warranty to be valid, equipment must be returned, postage paid, to the dealer where it was purchased.

**Register your warranty within 30 days of purchase in [www.jbctools.com/productregistration](http://www.jbctools.com/productregistration)**

---



This product should not be thrown in the garbage.

In accordance with the European directive 2002/96/EC, electronic equipment at the end of their life must be collected and returned to an authorized recycling facility.



Manual in other languages available on our website

**[www.jbctools.com](http://www.jbctools.com)**