

JBC

www.jbctools.com

INSTRUCTION MANUAL



CL7984, CL0160

Wiper for
Compact Stations

This manual corresponds to the following references:

CL7984 - red

CL0160 - black

Packing List

The following items are included:



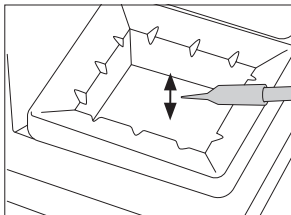
**Wiper for
Compact Stations** 1 unit

Manual 1 unit
Ref. 0029718

Features

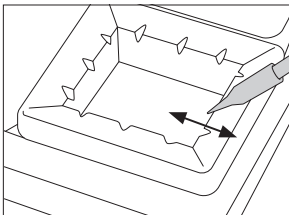
Tapping:

Tap gently to remove excess solder.



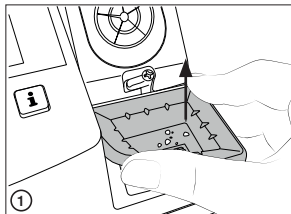
Wiping:

Use the slots to remove remaining particles.

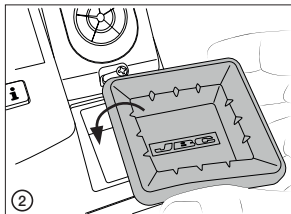


Wiper Replacement

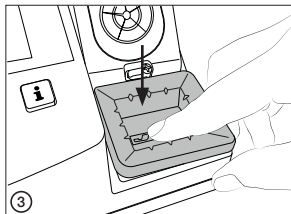
Pull out the worn or dirty wiper (1).



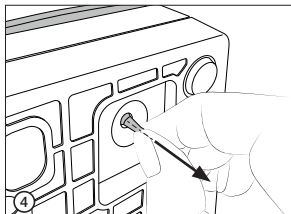
Insert the new one making sure that the JBC logo is the right way round (2).



Press the wiper down to center it in place (3).



At the station's bottom side, pull on the tab to attach the wiper and secure it in place (4).



Specifications

CL7984, CL0160

Wiper for Compact Stations

Ref. **CL7984** - *red*

Ref. **CL0160** - *black*

- | | |
|--------------------------------|----------------------------------|
| - Total Net Weight: | 24 g / 0.053 lb |
| - Package Dimensions / Weight: | 90 x 55 x 40 mm / 34 g |
| (L x H x W) | 3.54 x 2.17 x 1.57 in / 0.075 lb |

JBC

Warranty

JBC's 2 year warranty covers this equipment against all manufacturing defects, including the replacement of defective parts and labour.

Warranty does not cover product wear or misuse.

In order for the warranty to be valid, equipment must be returned, postage paid, to the dealer where it was purchased.



This product should not be thrown in the garbage.

In accordance with the European directive 2012/19/EU, electronic equipment at the end of its life must be collected and returned to an authorized recycling facility.



www.jbctools.com

0029718-060323