

JBC

www.jbctools.com

INSTRUCTION MANUAL



CL0301

Wiper for B·IRON

This manual corresponds to the following reference:

CL0301

Packing List

The following items are included:



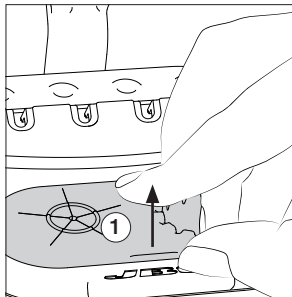
Wiper for B.IRON 1 unit
Ref. CL0301



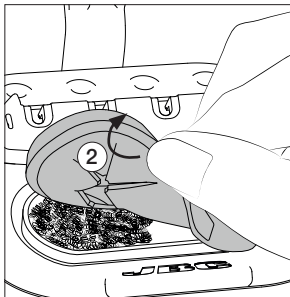
Manual 1 unit
Ref. 0028091

Wiper Replacement

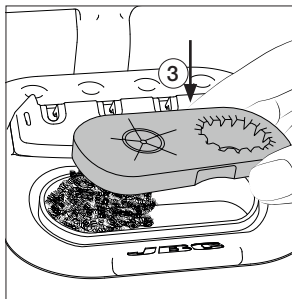
Lift the wiper by using the recess on the edge (1).



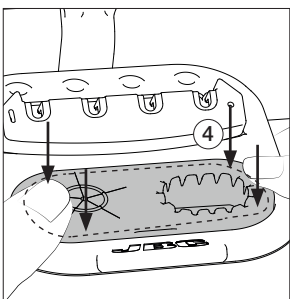
Remove the wiper from the charging base (2).



Assemble the new wiper onto the charging base (3). Make sure that the brass wool is on the far left and that there is space for the wiper on the right.



Press it down and make sure that the wiper membrane is correctly inserted all around (4).



Specifications

CL0301

Wiper for B-IRON

Ref. **CL0301**

- Total Net Weight: 15.3 g / 0.034 lb
- Package Dimensions: 97 x 56 x 47 mm / 25 g
(L x W x H) 3.82 x 2.20 x 1.85 in / 0.055

Complies with CE standards.
ESD safe.

JBC

Warranty

JBC's 2 year warranty covers this equipment against all manufacturing defects, including the replacement of defective parts and labour.

Warranty does not cover product wear or misuse.

In order for the warranty to be valid, equipment must be returned, postage paid, to the dealer where it was purchased.



This product should not be thrown in the garbage.

In accordance with the European directive 2012/19/EU, electronic equipment at the end of its life must be collected and returned to an authorized recycling facility.



www.jbctools.com

0028091-161123